

**Hochschule für Musik und Tanz Köln -
Hochschulbibliothek**

**Anleitung und Studium zu einer gründlichen und
schnellen Ausbildung in Klavierspiele für Anfänger und
Geübte**

**Eggeling, Eduard
Leipzig, [1850-1851]**

Zweiter Theil.

[urn:nbn:de:hbz:kn38-7613](https://nbn-resolving.org/urn:nbn:de:hbz:kn38-7613)

Zweiter Teil.

Diese Übungen müssen erst mit guter Hand allein ge-
spielt werden, sie dienen zur sorgfältigen Übung und
Ausbildung beider Hände, um das Untersetzen der Finger
mit Leichtigkeit und Sicherheit anzufangen zu können.
Rillen auf Linien
Auf einer Hand
zum Studieren der
Handlinter

Vorbereitung

1212
1313
1414

1212
1313
1414

1212
1313
1414

N^o 1

12 12 12 1212 1212 1212

12 12 12 1212 1212 1212

Auf gleiche
Art für die
linke Hand
zu spielen.

12121212 1212 1212 12121212 12121212

2121 431 4212 1212 1212

1212 12121212 4211 4141 41-1-1-1

3212 4212 4212 4243 321

N^o 2

12 12 12 12 12 12

12 121212 1212 12121212 12121212

Musical staff with notes and fingerings: 12 12 12 12 12 12 12 12

Musical staff with notes and fingerings: 1213 2413 21 21 21 21 2123 2121 2132 3121

Musical staff with notes and fingerings: 2121 2121 2121 2121 1212 1212 1 3432 2321 2121

Musical staff with notes and fingerings: 212 121 212 121 212 121 212 121 1-1

Musical staff with notes and fingerings: 2 4 3 2 1 12 3 12 1212 1212 1212

Musical staff with notes and fingerings: 1212 1212 1212 1212 1212

Musical staff with notes and fingerings: 1212 1212 23 3 2 2 1-1 1-1 2 1-1

Musical staff with notes and fingerings: 1213 2123 212 2121 1 2 1 2 121 2121

Musical staff with notes and fingerings: 1 4 1 2 1 4 1 2 3 1 3 2 4 2 131 313 4 3 2 3 2 1 1 1 1 1 2 - - 1 2 3 4 - - 3

3 4
1 2
1 1
1 2
3 4
3 4
4

4 3
2 1
1 2
3 4
4 3 2 3
2 1 1 1
1 2 1 2
3 4 3 4

Diefsound diefer ganzen Nahung blibt in der linken Hand mit Clavier

14 13 14 13 13
4 12 52 51 52 12

13 13 13 13 14 14 3 4 1 4
12 5 2 1 2 5 2 3 2 1 2 3 2

13 14 14 13 13 14 3 1 4 1
5 2 1 2 5 2 1 2 1 2 5 2 1 3 1 3

3 1 4 1 1 4 1 3 1 3 1 4 1 4
1 2 1 3 3 2 1 2 1 2 5 2 3 2 1 2

1 4 1 4 1 3 1 3 1 3 1 3 3 1 4 1
5 2 1 2 5 1 2 1 2 1 2 1 5 1 1 3 1 3

3 1 4 1 4 1 4 1 1 3 1 4 1 3 1 4 1 4 1 4 1 4
1 3 1 3 2 1 2 5 - 2 - 1 3 2 1 2 - 1 3 - 2 - 3 -

1 4 1 4 1 4 1 4 1 4 1 4 4 3 1 3 3 4 1 4
5 2 1 2 1 2 1 2 2 3 1 3 3 2 1 2

4 3 4 1 4 3 4 3 4 3 4 3 1 3 1

2 1 2 1 2 1 1 2 3 2

4 4 4 4

Le. 8. 8. 4. fällt in linker Hand

5

2 1 3 2 1 1 2 1 2 4 1 2 1

5 1 4 1 3 1 3 1 4 1 4

4 1 3 2 1 2 1 1 2 1 2 2 1 2 1 1 2 1 2

1 4 1 1-1 1 4 1 4 1 3 1 3 1 3 1 3 1 3 1 3

2 1 2 1 2 1 2 1 2 1 1 2 1 2

1 2 1 2 1 3 1 3 1 3 1 1 2 1 2 1 2 1 2

1 3 1 3 1 4 1 4 1 4 1 3 1 3 1 3 1 3

1 4 1 4

1 2 1 2 1 2 1 2 4 1 2 1 1 2 1 2 1 2 1 2 1 2

1 3 1 3 1 4 1 4 1 4 1 4 1 3 1 4 1 3 4 1 1 1 1 1

1 4 1 3 1 3 1 4 3 1/4 1/4

3 1 4 1

2 1 4 1 4 1 2 1 2 1 2 1 1-1 1 2 1 2 1 2

1 4 1 1 3 1 4 1 4 3 1 4 1 3 1 4 1 3 1 3

1 3 1 4 1 4

1 2 1 2 1 2 1 2

1 4 1 4 1 4 1 4

1 3 1 3 1 3 1 3

Ihre linke Hand bleibt z liegen. (5te Finger)

Nr. 5.

$\frac{1313}{1212}$ $\frac{121}{11}$ $\frac{131}{12}$
 $\frac{1212}{2131}$ $\frac{4131}{1212}$ $\frac{1212}{1212}$ $\frac{2131}{1212}$ $\frac{413}{1212}$

$\frac{1312}{3131}$ $\frac{1212}{1212}$ $\frac{121}{1212}$ $\frac{121}{11}$
 $\frac{1212}{2121}$ $\frac{212}{121}$ $\frac{1212}{2121}$ $\frac{1212}{1212}$

$\frac{1212}{2121}$ $\frac{121}{212}$ $\frac{1212}{2121}$ $\frac{1313}{1212}$
 $\frac{2121}{1212}$ $\frac{2-2121}{1-12-21}$ $\frac{2121}{1212}$

$\frac{1212}{4212}$ $\frac{131}{1212}$ $\frac{13}{4131}$ $\frac{2}{21}$ $\frac{1212}{1-1-1-1}$

$\frac{1212}{1212}$ $\frac{1212}{1212}$ $\frac{1212}{1212}$ $\frac{1212}{1212}$ $\frac{3}{1}$ $\frac{3}{1}$ $\frac{3}{2}$

$\frac{2}{3}$ $\frac{3}{1}$ $\frac{1}{1}$

Lied Nr. 6 bleibt in der linken Hand z liegen

Nr. 6.

$\frac{1212}{1313}$ $\frac{1212}{4-1}$ $\frac{1212}{1212}$

$\frac{21}{12}$ $\frac{21}{12}$ $\frac{21}{12}$ $\frac{21}{12}$ $\frac{2121}{1212}$ $\frac{1212}{1212}$ $\frac{1312}{1212}$

$\frac{1212}{1212}$ $\frac{1212}{1313}$ $\frac{1-1}{1212}$ $\frac{1-1}{1212}$ $\frac{2121}{2121}$

2121 / 2121 2121 2121 / 2121 2121 212 122 / 212 1212 212 1212 / 212 1212

1212 / 1212 1212 / 1313 1212 12 / 1313 13 / 12 1212 / 1313 / 1212 1212

3222 / 3-3 12 / 2-2 1212 / 1212 121 / 1-1

Handwritten: 3212 321 / 5 1 1-1 321 / 1-1 1

Handwritten: Der Schinken Land
Heiß f. (15^{ter} Finger)
lingam

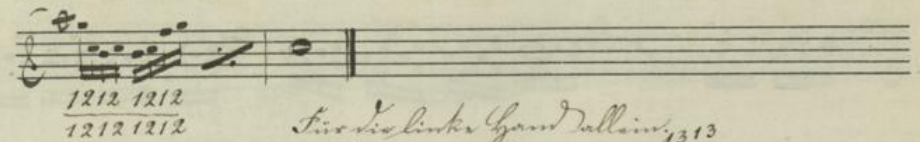
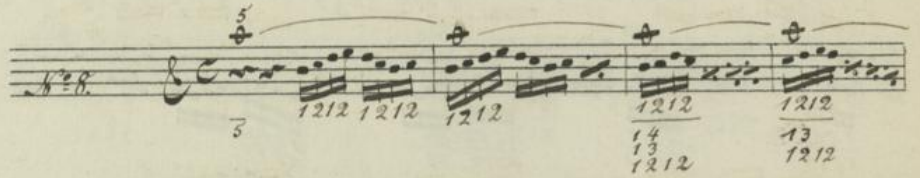
1212 / 3 212 212 1212 / 3 212 212 / 4 212

12 / 4 212 / 4 3 -3-4 3

31-1 / 2 1124

212 1212 12 12 12 / 12 1 1 1 1212 / 121 -- 12

1212 1-1- / 121 1 / 1 1 / 1 1 / 1 1212 12- / 1



Für die linke Hand allein

A series of ten musical staves, each containing a sequence of notes with various fingerings and articulations. The fingerings are indicated by numbers 1, 2, 3, and 4 above the notes. Some notes have a '+' sign above them, indicating an accent. The notes are grouped into beams, and some are connected by slurs. The staves are arranged vertically, with the first staff at the top and the tenth at the bottom.

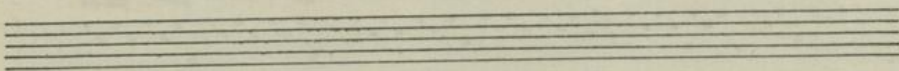
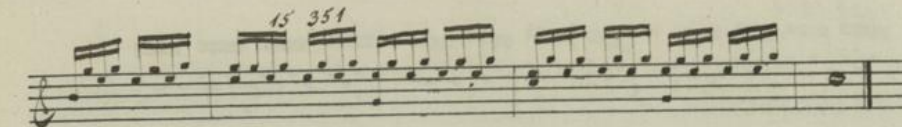

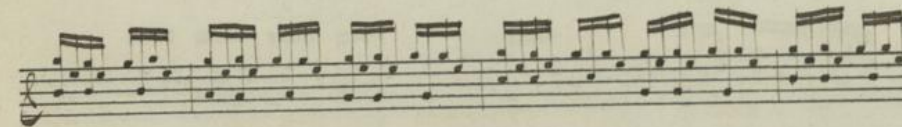

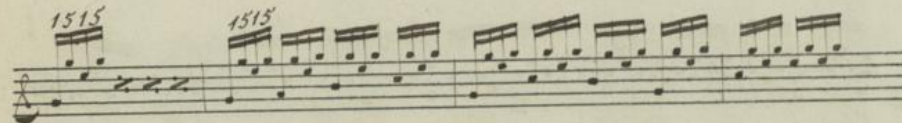
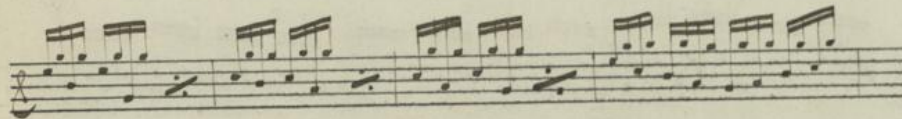
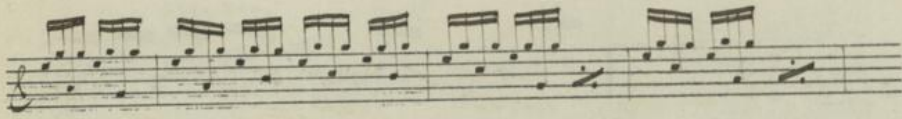
Für die rechte Hand allein.

Two musical staves for the right hand. The first staff starts with a treble clef and a 2/4 time signature. It contains a sequence of notes with fingerings (2, 1, 5, 1, 5, 1, 1) and slurs. The second staff continues the sequence with fingerings (1, 5, 1, 1) and slurs. The notes are grouped into beams and connected by slurs.

Seven staves of musical notation. The first six staves contain a continuous melodic line with complex rhythmic patterns, including many sixteenth and thirty-second notes. Slurs are used extensively to group notes. The seventh staff concludes the piece with a double bar line. Fingering numbers (1, 2, 3, 4) are placed above certain notes.

Fröhliche Handtollin.

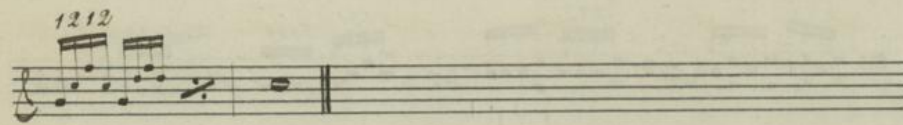
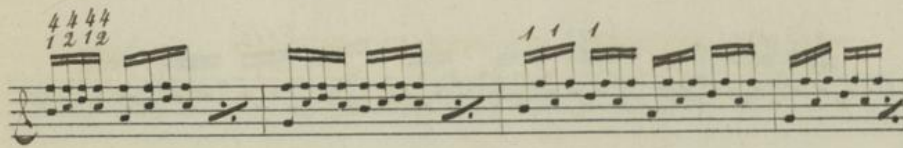
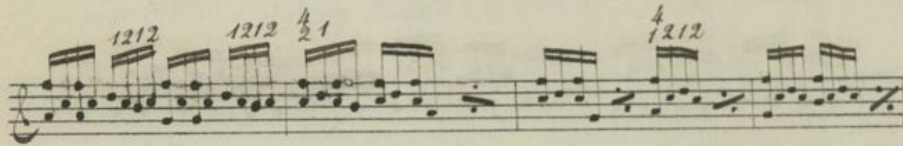
Musical notation for the piece "Fröhliche Handtollin". It begins with a treble clef, a key signature of one flat (B-flat), and a 4/2 time signature. The tempo is marked "Allegro". The first staff contains the melody with lyrics: "Was beiden Töne bleiben / während des Uebung liegen". The second staff provides a piano accompaniment consisting of rhythmic patterns. Fingering numbers (1, 2, 3, 4) are present above the melody. Measure numbers 151, 155, and 1515 are indicated.



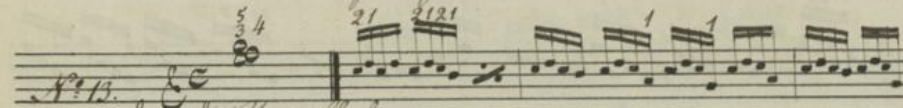
Für die rechte Hand allein.

4012. $\frac{5}{3} 2$


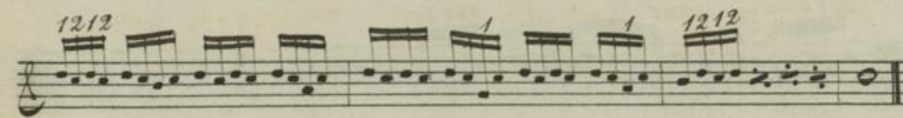
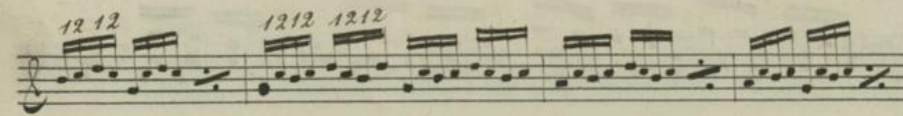
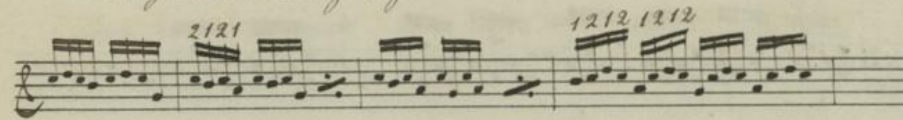
*Die beiden Hände bleiben
unverändert die Verbindung liegen.*



Die rechte Hand allein.



*Die rechte Hand bleiben
während der Übung liegen.*



Für die linke Hand allein.

N^o. 14.

*Diefe beiden Töne bleiben
den während der Uebung liegen.*

Für die linke Hand allein

N^o 15

*Diefe beiden Töne bleiben
während der Uebung liegen.*

N^o 16

*Diefe zwei Töne bleiben
während der Uebung liegen.*

N^o 17

*Diefe beiden Töne bleiben
während der Uebung liegen.*

15 14 5154

1545 1545 1515 1515

515

Für die rechte Hand allein.

No. 13.

7313 1513 1513 1

*Dies beiden Yenn bleiben
während der Wählung liegen.*

5151 1313 5153 15 1535

1515 15

1515 5131 5351 1515 1515

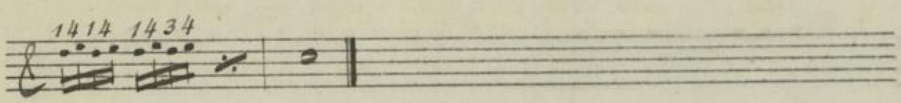
7

Für die rechte Hand allein.

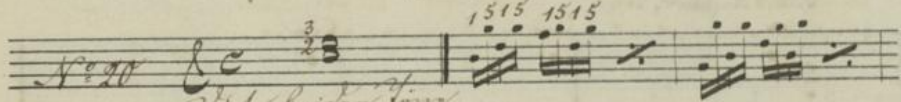
No. 14.

52 1434 1414 1414 1414

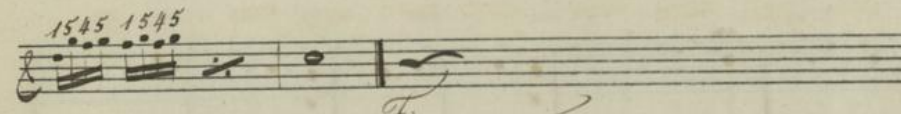
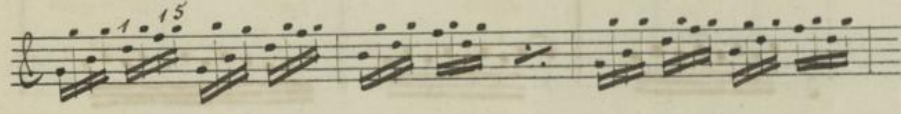
*Dies beiden Yenn
bleiben während der
ganzen Wählung liegen.*



Für die rechte Hand allein.



*Wird bei den Tönen
bleiben und so die Übung leichter.*



Fine.

