

Gas Phase Reactions of Carbon Cluster Ions with Crotonitrile

Jing Sun and Hans-Friedrich Grützmacher*

Fakultät für Chemie der Universität Bielefeld,
Postfach 100131, Universitätsstrasse, D-33615 Bielefeld, Germany

Chava Lifshitz†

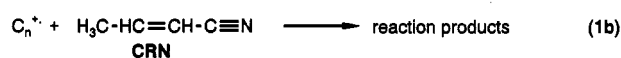
Fritz Haber Research Center for Molecular Dynamics, Department of Physical Chemistry, The Hebrew
University of Jerusalem, Jerusalem 91904, IsraelReceived: November 16, 1993; In Final Form: February 14, 1994[Ⓞ]

Ion/molecule reactions of carbon cluster ions (C_n^{*+} , $n = 10\text{--}20$) in the gas phase with crotonitrile (CRN) were investigated by Fourier transform ion cyclotron resonance spectrometry (FT-ICR). The carbon cluster ions studied were generated by electron impact ionization of perchlorinated aromatic compounds and subsequent elimination of all Cl substituents from the molecular ion. Clear pseudo-first-order reactions were observed for the carbon cluster ions C_n^{*+} thus formed without any sign of isomeric clusters of different reactivity. AM1 calculations of the stability of $C_{10}Cl_x$ ($x = 4, 6, 8$) derived from octachloronaphthalene indicate that the most stable monocyclic C_n^{*+} are formed by this method. The reactions of C_n^{*+} with CRN at a low operating pressure ($1.2 \times 10^{-8}\text{--}8.0 \times 10^{-7}$ mbar) include the formation of adduct ions stabilized by radiative emission or/and loss of a neutral species (H or HCN) from the adduct ion. Rate constants for the reaction with CRN are distinctly larger than for the cluster reactions with HCN and acrylonitrile, and an exceptionally large reaction efficiency is found for C_{13}^{*+} and C_{17}^{*+} . This correlates inversely with the thermochemical stability of the carbon clusters. The nature of the reaction products depends on the C number of C_n^{*+} . Consecutive reactions of the primary product ions $C_{n+4}H_4N^+$, formed by loss of H from the adduct ion, were observed only for reactions of even numbered C_n^{*+} . On collision induced dissociation (CID) the adduct ions from C_n^{*+} ($n = 11, 13$) redissociate to the original cluster ion while the adduct ions of C_{17}^{*+} lose C_3 and C_6 ($2C_3$). A reaction model explaining these observations is proposed.

Introduction

The structure and reactivity of the carbon cluster ions C_n^{*+} have attracted great interest during the last years.¹ These studies have shown that small C_n^{*+} ($n < 10$) are more reactive and undergo also different reactions than larger ones.² The ion/molecule reactions of small C_n^{*+} are characterized by a typical carbene reactivity toward organic molecules.^{2a,3} For example, the products reported by McElvany^{2a} for the ion/molecule reactions of C_n^{*+} ($n < 10$) with methane, ethylene, and acetylene are explained by insertion into a C–H bond or addition to the C–C π -bond followed by fragmentations of the resulting adduct ions. In the case of medium sized C_n^{*+} ($n = 10\text{--}23$), however, a usually rather slow reaction yielding stable adduct ions by radiative stabilization becomes the most important process. Thus, the ion/molecule reactions of C_n^{*+} with acetylene^{2a} ($n = 10\text{--}14$) and HCN⁴ ($n = 10, 13$) produce mainly adduct ions with small reaction efficiencies. Similarly, C_n^{*+} ($n = 10\text{--}23$) and benzene⁵ as well as substituted benzenes and naphthalene⁶ yield adduct ions with an increased reaction efficiency, which is attributed to the increased lifetime of the collision complexes with these large substrates. In addition, loss of H from the adduct ions of these reactions is observed for some C_n^{*+} .^{2a,6} This different reactivity of C_n^{*+} toward neutral organic reactants is assigned to the different structures of small and medium sized C_n^{*+} . Both theoretical calculations⁷ and experimental results^{2,4,8} indicate a change from linear to monocyclic structures of neutral and ionized C_n clusters at $n = 9$ or 10. Thus, the carbenic end groups of the linear C_n^{*+} are absent in the larger monocyclic C_n^{*+} , effecting the reduced reactivity of the latter ions.

Recently, we have shown that the reaction of C_n^{*+} ($n = 10\text{--}20$) with acrylonitrile (ACN)⁹ yields also adduct ions $C_{n+3}H_3N^{*+}$ as



the sole product, again very likely by radiative stabilization. However, for $n = 10$ and 13 the rates of these ion/molecule reactions are about 100 times larger than those with HCN. In addition, not only C_{13}^{*+} but also C_{17}^{*+} shows a particularly large reactivity. These results demonstrate that medium sized monocyclic carbon cluster ions may exhibit a significant reactivity toward organic molecules besides arenes. Evidently, the reactivity of the monocyclic C_n^{*+} depends on their thermodynamic stability and electronic configuration. For example, the especially low ionization energies of C_n with $n = (4m + 3)$ have been explained by an aromatic ($4m + 2$) configuration of the valence electrons of the corresponding cluster ions.¹⁰ Accordingly, the cluster ions C_{13} and C_{17} ($n = 4m + 1$) are anti-aromatic species, which would explain their increased reactivity. In this paper, we report the ion/molecule reactions of C_n^{*+} , $n = 10\text{--}20$, with crotonitrile (CRN) to explore further the reactivity of medium sized carbon cluster ions of monocyclic structure. It will be shown that C_{13}^{*+} and C_{17}^{*+} are again distinguished from their neighboring cluster ions by an increased reactivity for the generation of adduct ions, paralleling the results obtained with ACN. However, contrary to the reaction with ACN, the adduct ions formed by the reaction of cluster ions C_n^{*+} with an odd and an even number of C atoms, respectively, with CRN exhibit a different gas phase chemistry.

Experimental Section

Crotonitrile (CRN) is available commercially (Merck, purity >99%) and was used without further purification. The carbon cluster ions studied were generated by electron impact ionization of the appropriate perchlorinated aromatic compound (Figure 1)

* Corresponding author.

† Archie and Majorie Sherman Professor of Chemistry.

Ⓞ Abstract published in *Advance ACS Abstracts*, April 1, 1994.

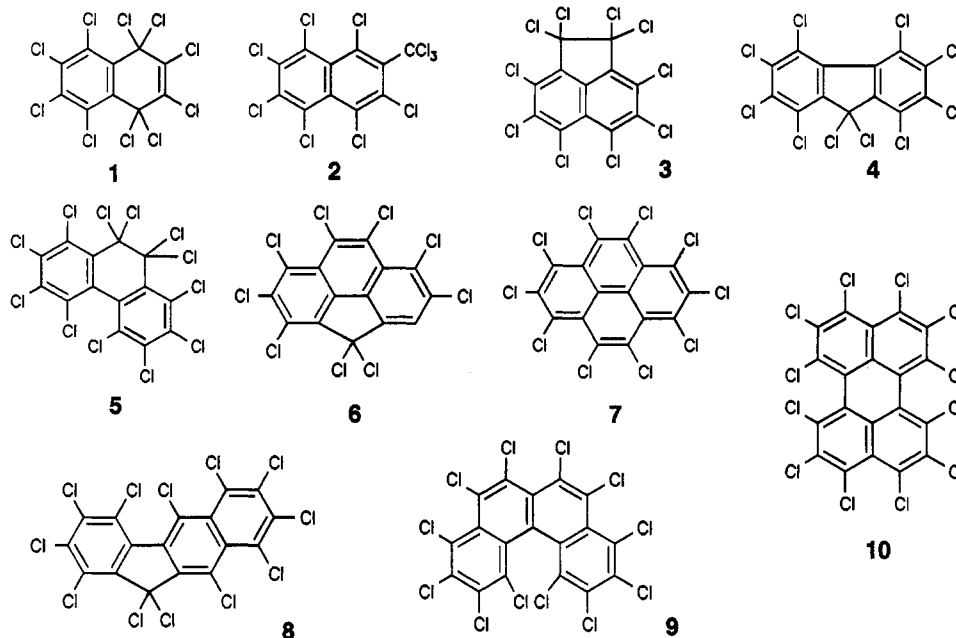


Figure 1. Precursor compounds for the generation of the carbon cluster ions C_n^{+} .

and subsequent exhaustive chlorine elimination from the resulting molecular ions in the external ion source¹¹ of a Bruker CMS 47X FT-ICR spectrometer¹² equipped with a 4.7-T superconducting magnet.

The details of the preparation of the compounds, of the generation of the carbon cluster ions, and of the determination of the rate constants of their ion/molecule reactions have been described before.⁹ Briefly, following the electron impact induced ionization (70 eV) and fragmentation of the perchlorinated arenes in the external ion source, all ions were transferred into the FT-ICR cell, and the carbon cluster ions C_n^{+} were isolated according to their exact mass using high resolution resonance frequency ejection techniques, as described elsewhere.⁹ Special care was taken to cool the isolated C_n^{+} to ambient temperature by admitting a pressure pulse of argon to the FT-ICR cell.

The ion/molecule reactions of the more reactive C_n^{+} with the neutral CRN were studied at a constant partial pressure of typically $(1.2\text{--}5.0) \times 10^{-8}$ mbar, but a partial pressure up to 8.0×10^{-7} mbar had to be used for reactions of low efficiency. Transient signals were averaged for up to 100 experimental cycles prior to performing the Fourier transformation. The rate constants were determined by observing the decay of the intensity of the ions C_n^{+} relative to the product ions as a function of the reaction time. With the exception of the very slow reactions the process was followed until about 80–90% of the respective C_n^{+} had reacted, and good pseudo-first-order kinetics were observed in all cases. The bimolecular rate constants k_{bi} were calculated by taking into account the partial pressure of CRN. The ion gauge was calibrated as discussed previously.⁹ The rate constants reported are accurate within 20%. The branching ratio of the primary reactions was calculated from the ratios of product ion intensities during the initial period of the reaction. For secondary reactions the branching ratio was obtained by using the relevant ion intensities of the reaction at the end of the reaction. The maximal estimated uncertainty of the branching ratios thus obtained corresponds to $\pm 20\%$.

The collision induced decomposition (CID) of the product ions of the ion/molecule reaction of C_n^{+} with CRN was studied as described previously⁹ by isolating the respective product ion using the ion ejection facilities of the FT-ICR mass spectrometer, admitting argon into the ICR cell, and accelerating the ions by irradiation with the appropriate cyclotron frequency until about 50% of the product ions were fragmented.

TABLE 1: Primary Products, Rate Constants, k_{bi} , and Reaction Efficiencies of the Bimolecular Reactions of C_n^{+} with CRN

educt		products						
m/z	ion	m/z	ion + neutral species	branching ratio	$10^{11}k_{bi}^a$	efficiency ^b		
120	C_{10}^{+}	187	$C_{14}H_5N^{+}$	0.17	11	34.5		
		186	$C_{14}H_4N^{+} + H^{\bullet}$	0.58				
		160	$C_{13}H_4^{+} + HCN$	0.25				
132	C_{11}^{+}	199	$C_{15}H_5N^{+}$	1	33	10.2		
144	C_{12}^{+}	211	$C_{16}H_5N^{+}$	0.72	120	39.2		
		210	$C_{16}H_4N^{+} + H^{\bullet}$	0.28				
		223	$C_{17}H_5N^{+}$	1				
156	C_{13}^{+}	223	$C_{17}H_5N^{+}$	1	120	39.7		
168	C_{14}^{+}				<0.1	<0.03		
180	C_{15}^{+}				<0.1	<0.03		
192	C_{16}^{+}				<0.1	<0.03		
204	C_{17}^{+}	271	$C_{21}H_5N^{+}$	1	86	29.6		
216	C_{18}^{+}						<0.1	<0.03
240	C_{20}^{+}						<0.1	<0.03

^a In molecule-cm⁻³-s⁻¹; mean error $\pm 20\%$. ^b In percent.

TABLE 2: Products and Branching Ratios of the Reactions of the (Adduct - H) Ion $C_{n+4}H_4N^{+}$

original cluster ion	primary product ion	secondary reactions		branching ratio ^a	
m/z	ions	m/z	ion + neutral species		
120	C_{10}^{+}	186	$C_{14}H_4N^{+}$	253 $C_{18}H_9N_2^{+}$	0.41
			226 $C_{17}H_8N^{+} + HCN$	0.32	
			188 $C_{14}H_6N^{+} + C_4H_3N$	0.27	
		226	$C_{17}H_8N^{+}$ ^b	293 $C_{21}H_{13}N_2^{+}$	1
144	C_{12}^{+}	210	$C_{16}H_4N^{+}$	277 $C_{20}H_9N_2^{+}$	0.67
			251 $C_{19}H_9N^{+} + \bullet CN$	0.33	
		210	$C_{16}H_4N^{+}$	277 $C_{20}H_9N_2^{+}$	0.67

^a Maximal estimated uncertainty $\pm 20\%$. ^b Tertiary reaction.

Results

The rate constants, k_{bi} , reaction efficiencies, and products of the ion/molecule reactions of C_n^{+} ($n = 10\text{--}20$) with crotononitrile (CRN) are shown in Tables 1 and 2.

All kinetic curves, obtained by plotting the relative intensity of C_n^{+} vs the reaction time, correspond to a monoexponential decay. Thus, no indication of the formation of isomeric carbon cluster ions is obtained. As an example, the experimental intensity curves of educt and product ions of the reaction of C_{12}^{+} and CRN are shown in Figure 2.

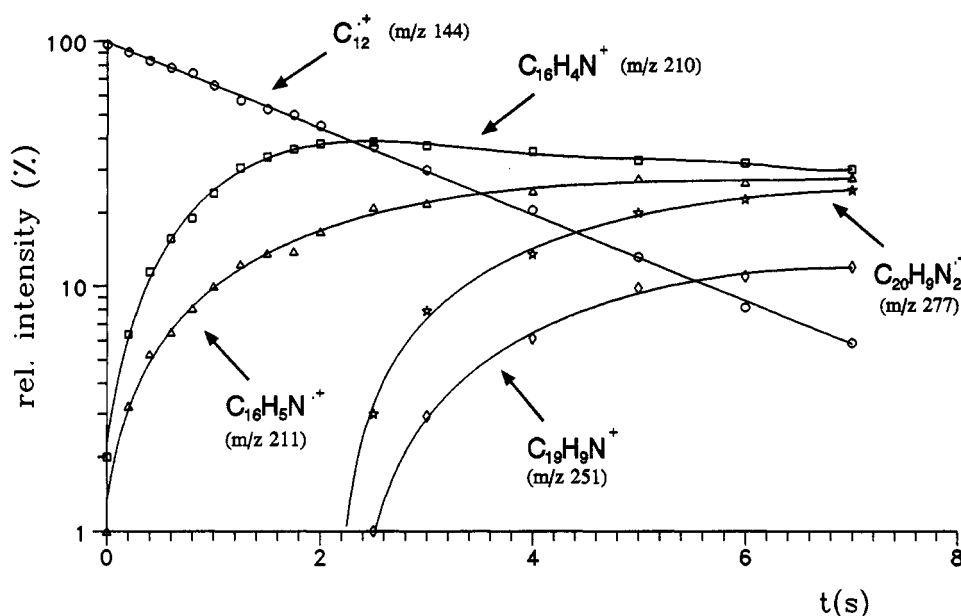


Figure 2. Kinetic curves for the reaction of C_{12}^{+} and CRN ($p = 1.6 \times 10^{-8}$ mbar).

The k_{bi} for the reactions of C_{10}^{+} , C_{11}^{+} , C_{12}^{+} , and C_{17}^{+} with CRN are quite large, and the efficiencies of reactions with CRN are generally larger than the efficiencies of corresponding reactions with HCN⁴ and ACN.⁹ No product ions were observed for the reactions of the other C_n^{+} ($n = 14-16, 18, 20$) under the present conditions. Thus, only the upper limits of k_{bi} estimated for these reactions by taking into account the respective partial pressure of CRN are given in Table 1. Analogous to the reaction with ACN the cluster ions C_{13}^{+} and C_{17}^{+} exhibit an increased reactivity compared to the neighboring C_n^{+} , although C_{12}^{+} is also rather reactive toward CRN. In contrast, the reaction efficiency of C_{11}^{+} is clearly smaller than that of its neighbors.

While the reactions of the carbon cluster ions with ACN yield only adducts,⁹ the product ions formed by the reaction of C_n^{+} with CRN depend on the number of C atoms in C_n^{+} . In the case of odd numbered C_n^{+} only adduct ions $C_{n+4}H_5N^{+}$ ($n = 11, 13$ and 17) are formed, very likely by radiative stabilization of the collision complex. This is substantiated for C_{13}^{+} by measurements of k_{bi} at different partial pressures (1.2×10^{-8} – 8.0×10^{-7} mbar) of CRN, since the k_{bi} obtained are independent of the partial pressure of the CRN within experimental error. The reactions of the even numbered C_n^{+} are more complicated. Besides formation of the adduct $C_{n+4}H_5N^{+}$ ($n = 10$ and 12), other product ions are observed, formed by loss of neutral species from the collision complex. Furthermore, secondary and even tertiary reactions of the primary product ions with CRN are observed (Table 2). For example, the reaction C_{12}^{+} with CRN provides $C_{16}H_5N^{+}$ (m/z 211) and $C_{16}H_4N^{+}$ (m/z 210) as primary product ions by parallel reactions, as shown clearly by the intensity curves (Figure 2). The latter ions, which are formed by loss of an H atom from the adduct, react further with CRN, yielding the secondary product ions $C_{20}H_9N_2^{+}$ (m/z 277) and $C_{19}H_9N^{+}$ (m/z 251). The reaction of C_{10}^{+} is even more complicated. Firstly, the reaction of C_{10}^{+} with CRN produces three primary product ions: adduct ions $C_{14}H_5N^{+}$ (m/z 187), ions $C_{14}H_4N^{+}$ (m/z 186) formed by loss of an H atom from the adduct, and ions $C_{13}H_4^{+}$ (m/z 160) formed by loss of HCN. Secondly, the primary product ions $C_{14}H_4N^{+}$ react further with CRN to yield the secondary product ions $C_{14}H_6N^{+}$ (m/z 188), $C_{17}H_8N^{+}$ (m/z 226), and $C_{18}H_9N_2^{+}$ (m/z 253). Then, the secondary product ions $C_{17}H_8N^{+}$ react again with CRN, generating tertiary product ions $C_{21}H_{13}N_2^{+}$ (m/z 293).

Further information about the structures of the product ions was obtained by CID of the primary adduct ions $C_{15}H_5N^{+}$, $C_{17}H_5N^{+}$, and $C_{21}H_5N^{+}$ formed by the cluster ions C_{11}^{+} , C_{13}^{+} ,

TABLE 3: CID Spectra of Some Product Ions from the Reactions of C_n^{+} with CRN

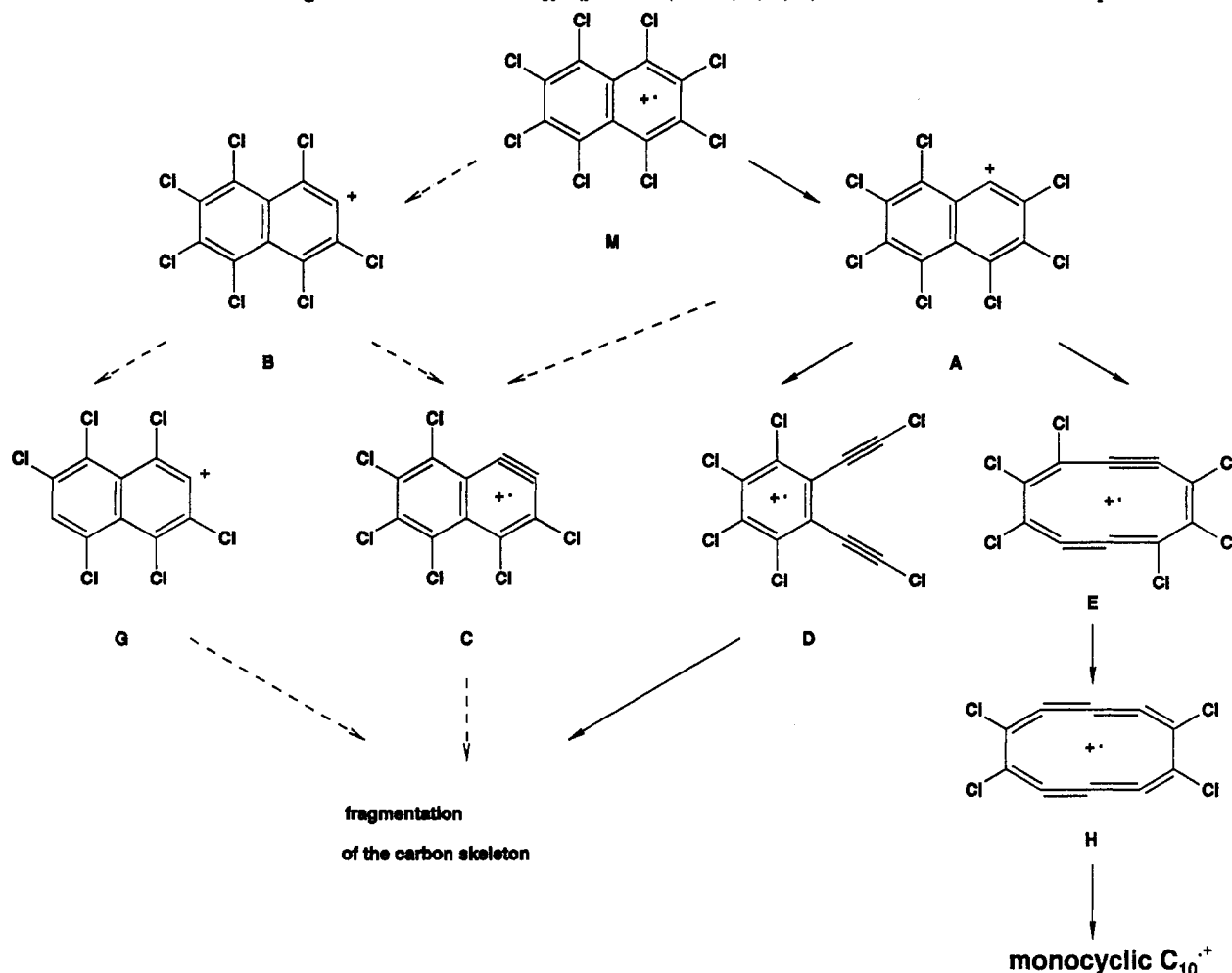
original cluster ion	m/z	product ion	m/z	CID fragment ions + neutral species	m/z	% rel int
C_{11}^{+}	132	$C_{15}H_5N^{+}$	199	$C_{11}^{+} + HCN + C_3H_4$	132	100
C_{12}^{+}	144	$C_{16}H_4N^{+}$	210	$C_3H_3^{+}$	39	100
C_{13}^{+}	156	$C_{17}H_5N^{+}$	223	$C_{13}^{+} + HCN + C_3H_4$	156	100
C_{17}^{+}	204	$C_{21}H_5N^{+}$	271	$C_{18}H_5N^{+} + C_3$	235	75
				$C_{15}H_5N^{+} + 2C_3$	199	25

and C_{17}^{+} , respectively, and the primary product ion $C_{16}H_4N^{+}$ generated in the reaction of C_{12}^{+} with CRN by loss of H (Table 3). It is necessary to perform the CID experiments at a low constant pressure of CRN to avoid predominant proton transfer and charge exchange of kinetically excited product ions with CRN during CID. Because of this experimental limitation the product ion intensity in the corresponding mass spectra is small for the less reactive C_n^{+} and for reactions giving multiple products even at long reaction times. Therefore, a CID study of the product ions of C_n^{+} ($n = 10, 14-16, 18, 20$) was not possible.

The kind of CID fragment ions depends on the size of the adduct ions. The CID of the adduct ions $C_{15}H_5N^{+}$ and $C_{17}H_5N^{+}$ (derived from C_n^{+} , $n = 11$ and 13 , respectively) induces back-dissociation into the original cluster ions C_n^{+} and C_4H_5N (CRN or probably to propyne, C_3H_4 , and HCN as more stable neutral fragments). However, CID of the adduct ion $C_{21}H_5N^{+}$ (derived from C_{17}^{+}) leads to dissociation into the fragment ions $C_{18}H_5N^{+}$ (m/z 235) and $C_{15}H_5N^{+}$ (m/z 199) by loss of C_3 and C_6 (or $2C_3$), respectively. These CID fragmentation patterns are analogous to those observed for the adduct ions $C_{n+3}H_3N^{+}$ from the reactions of C_n^{+} with ACN.⁹ In particular, no loss of CN or HCN is observed. The CID of the product ion $C_{16}H_4N^{+}$, formed during reaction of C_{12}^{+} with CRN by loss of an H atom, results in the formation of the fragment ion $C_3H_3^{+}$ only.

Discussion

Formation of Carbon Cluster Ions. *A priori* no direct evidence about the structure of the studied C_n^{+} is available. Theoretical calculations^{7d} and experimental evidence^{13,14} agree that a monocyclic structure is the most stable one for the neutral and ionized C_n with $n = 10-20$, which are studied here. However, it is possible that polycyclic isomers of C_n may be generated from suitable precursors and that these high energy isomers may survive in the gas phase long enough to be detected by a special reactivity during

SCHEME 1: Structures and Fragmentation of Some $C_{10}Cl_x^{*+}$ Ions ($x = 8, 7, 6, 4$) Derived from Octachloronaphthalene

ion/molecule reactions. Although our initial idea⁹ for the generation of C_n^{*+} from polychlorinated aromatic precursors was that the structure of the precursor could survive the electron impact induced ionization and fragmentation processes leading to a "memory effect" for resulting C_n^{*+} , no unusual kinetic effects were observed during the ion/molecule reactions of these cluster ions. In particular, the reactions with ACN⁹ and CRN are strictly pseudo-first-order with a single rate constant, as expected for reactions of a uniform ensemble of cluster ions. It appears likely that these ions are the most stable ones formed from the energy rich isomers in view of the large energy necessary to eliminate completely all chloro substituents from the precursor molecular ions. Thus, monocyclic C_n^{*+} are formed from the perchlorinated polycyclic precursors shown in Figure 1 by the electron impact induced Cl elimination, and obviously, considerable rearrangement of the carbon skeleton accompanies the mass spectrometric fragmentation of these compounds.

The EI mass spectra of the perchlorinated arenes are characterized by series of intense fragment ion peaks connected by losses of apparently Cl_2 from the molecular ion and fragment ions.¹³ A study of the decomposition of metastable ions shows that the elimination of Cl_2 arises from fast consecutive losses of two Cl atoms. Obviously, the structures of fragment ions generated by losses of two Cl substituents are especially stable, and somewhere in this series of fragment ions the transition from the polycyclic structure of the precursor to the monocyclic structure of the final carbon cluster ion must occur. To get some insight into this rearrangement in the case of octachloronaphthalene $C_{10}Cl_8$, the heats of formation of the corresponding ions $C_{10}Cl_x$ ($x = 8, 7, 6, 4$) were calculated by the semiempirical AM1 technique¹⁴ using the UHF method. The results are presented in Table 4 and Scheme 1.

TABLE 4: Calculated Heat of Formation (by AM1) of Some $C_{10}Cl_x$ Ions ($x = 8, 7, 6, 4$), Derived from Octachloronaphthalene

ion		ΔH_f (kcal/mol)
$C_{10}Cl_8$	M	214.6
$C_{10}Cl_7$	A	265.0
	B	269.3
$C_{10}Cl_6$	C	322.7
	D	300.5
	E	313.4
	F	367.0
	G	326.5
$C_{10}Cl_4$	H	423.5
	I	446.8

The initial loss of a Cl substituent from the α -position of the octachloronaphthalene radical cation is favored, but not the subsequent loss of the adjacent Cl substituent leading to *o*-aryne derivatives. Instead, the elimination of the second Cl atom from position 4 or 5 yields particularly stable ions $C_{10}Cl_6^{*+}$. In both cases the resulting $C_{10}Cl_6^{*+}$ ions with the carbon skeleton of naphthalene are unstable and the loss of the second Cl is accompanied by a retro-Bergmann cyclization,¹⁵ giving rise to ions D and E derived from *o*-diethynylbenzene and [10]annulene, respectively. Further loss of Cl atoms from ion E leaves the macrocyclic carbon ring intact, while ion D decomposes, likely by C-C cleavages, into smaller fragment ions. Thus, only the monocyclic structure survives the fragmentation processes, yielding eventually monocyclic C_n^{*+} . This picture of the generation of carbon cluster ions by exhaustive dechlorination of the molecular ions of perchlorinated polycyclic arenes gives also a plausible explanation for the observation that only polycyclic arenes of a "compact" structure product a satisfactory amount

of carbon cluster ions in their EI mass spectra. Obviously, the generation of fragment ions capable of ring enlargement by a retro-Bergmann cyclization early in the sequence of Cl losses is essential for intense C_n^{*+} formation.

Reactions of Carbon Cluster Ions. Theoretical calculations^{7d} and experimental results^{16,17} show that in the series of linear C_n^{*+} with $n < 10$ the thermodynamic stability of the ions alters between odd and even numbered carbon cluster ions while for monocyclic C_n^{*+} with $n > 10$ an "aromatic periodicity" is observed. Thus, the cluster ions C_{4m+3}^{*+} (C_{11}^{*+} , C_{15}^{*+} , etc.) exhibit exceptional stability while cluster ions of the series C_{4m+1}^{*+} (C_{13}^{*+} , C_{17}^{*+} , etc.) are less stable than the neighboring carbon cluster ions. In this series monocyclic C_{10}^{*+} is probably a borderline case with unique properties. A comparison of the reactivities of the monocyclic C_n^{*+} toward CRN and their thermodynamic stabilities shows that the less stable C_n^{*+} are more reactive toward the neutral reactant, an effect that has also been observed for the reaction of C_n^{*+} with ACN.⁹ These results support the suggestion that the stability and the reactivity of medium sized carbon cluster ions C_n^{*+} depend on the configuration of their delocalized π -electron system which may be either aromatic or anti-aromatic. Thus, the stability of the aromatic C_n^{*+} with $4m + 3$ C atoms should coincide with a low reactivity. For the reaction with ACN and CRN this expectation is confirmed clearly only by the first member of the aromatic series, C_{11}^{*+} , exhibiting a reduced reactivity compared to the neighboring C_n^{*+} . No reactions were observed for the next aromatic cluster ion C_{15}^{*+} , but this is also true for its neighbors C_{14}^{*+} and C_{16}^{*+} . However, the expected high reactivity of the anti-aromatic C_n^{*+} with $4n + 1$ C atoms is seen for C_{13}^{*+} and C_{17}^{*+} , which have clearly a higher reactivity toward the unsaturated nitriles than their neighboring carbon cluster ions.

Compared to that with HCN⁴ and ACN,⁹ a distinctly higher reactivity of C_n^{*+} toward CRN is observed. At least two explanations can be given for this effect. Firstly, the increased number of degrees of freedom of the collision complex with CRN causes an increased lifetime. It is known¹⁸⁻²⁰ that the efficiencies of radiative stabilization of activated collision complexes of ion/molecule reactions increase with the degrees of freedom. Secondly, however, the ionization energy (IE) of CRN (IE = 10.2 eV²¹) is lower than that of ACN (IE = 10.9 eV²¹) and HCN (IE = 13.6 eV²¹). Theoretical reactivity models²² and experimental results show²³ that rate constants for nucleophilic addition reactions of radical cations of arenes in the gas phase decrease with the IE difference between the reactants. As will be discussed elsewhere,²⁴ this appears to be also the case for the reactions of monocyclic C_n^{*+} with electron rich substrates, thus displaying the characteristics of nucleophilic additions of arene radical cations.

Structures and Reactions of Product Ions. The structure of the adduct $C_{n+4}H_5N^{*+}$ of monocyclic C_n^{*+} and unsaturated nitriles is not obvious. The dissociation of these product ions $C_{n+4}H_5N^{*+}$ ($n = 11$ and 13) into the original reactants during the CID could indicate only a weak electrostatic attachment of CRN to the C_n^{*+} . However, the elimination of neutral C_3 from the product ion $C_{17}H_5N^{*+}$ during CID under identical conditions evidences a strong and probably covalent bond between CRN and the cluster ions. The loss of C_3 by collisional activation is well-known for larger C_n^{*+} , and apparently elimination of C_3 and CRN (or the more stable fragments C_3H_4 and HCN, respectively) from the product ions competes during CID and is dependent on the size of C_n^{*+} . This would indicate covalent bonding of CRN to the C_n^{*+} studied. Furthermore, the CID of product ions $C_{16}H_4N^{*+}$ generated by loss of H from the adduct of C_{12}^{*+} and CRN produces stable ions $C_3H_3^+$ only. The formation of this stable ion by CID is observed also for the product ions of the reactions of C_n^{*+} with unsaturated hydrocarbons. Clearly, at least the structure of this

product ion arises from a rearrangement of the initial direct adduct by H migrations.

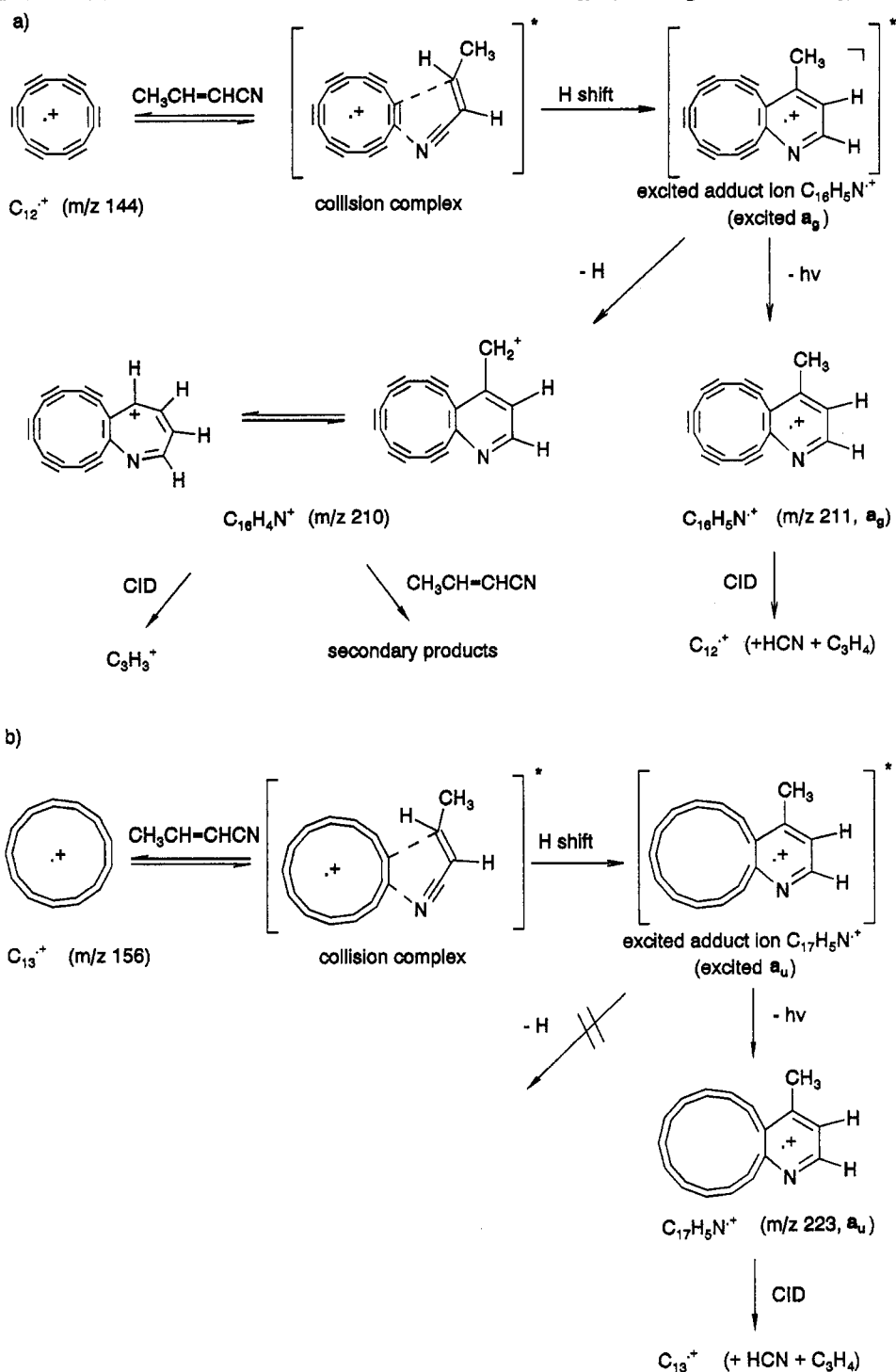
Interestingly, the nature of the product ions, formed by reaction of C_n^{*+} with CRN, alternates for even and odd numbered C_n^{*+} (Table 2). While odd numbered C_n^{*+} yield only adduct ions with CRN, as in the case of ACN, even numbered C_n^{*+} form additional product ions $C_{n+4}H_4N^+$ by loss of an H atom from the initial adduct. Moreover, these primary product ions react further with CRN (Table 3). An alternation of the type of product ion is well-known for small odd and even numbered C_n^{*+} ($n < 10$)² and has been observed also for the reactions of larger C_n^{*+} ($n > 10$) with arenes.^{5,6} Very likely the electronic configuration varies also in the case of monocyclic cluster radical cations for even and odd numbered C_n^{*+} . According to theoretical calculation,^{1a,25} neutral monocyclic carbon clusters with an even number of C atoms are closed shell singlets while odd-numbered clusters are open shell triplets, but the corresponding radical cations should be doublets in both cases. However, theoretical calculations^{7c,26-28} suggest in addition a polyalkyne structure with alternating triple/single bonds in the ring as the most stable structure for C_{18} and C_{20} . Very likely the other even numbered clusters have analogous polyalkyne structures, which persist in the corresponding radical cations. A cyclic polyalkyne structure is not possible for the odd numbered clusters and their radical cations but is for large cumulene rings. The different bonding characteristics in even and odd numbered C_n^{*+} have been suggested to be a likely cause for the different types of product ions from ion/molecule reactions with arenes,⁶ and this may also be true for reactions of C_n^{*+} with CRN.

The fact that the elimination of H is observed only for the adducts of C_n^{*+} with CRN but not with ACN is explained plausibly by a loss of H from the additional methyl group present in CRN. Indeed, the EI mass spectrum of CRN exhibits a large peak of $M - H^+$ fragment ions. However, it is not easy to understand why this elimination of an H (and HCN for $n = 10$) is only possible from the adduct ions of CRN with even numbered C_n^{*+} . An electrophilic addition of the carbenium ion center of C_n^{*+} to the nucleophilic N atom of the nitrile which has been proposed for the reaction of the fullerene ions C_{60}^{*+} and C_{60}^{2+} with NH_3 , methylamines, and other nucleophiles²⁹ could initiate the loss of H from the methyl group of the attached CRN, but this should occur independently of an odd or even number of C atoms in C_n^{*+} . Therefore, it is likely that the even/odd variations of monocyclic C_n^{*+} reactivity toward CRN arises from the different structures of odd and even numbered C_n^{*+} , that is polyalkyne and cumulene structures, respectively.

Tentative Reaction Mechanisms. To explain the effect of different double bond distributions on the reaction of C_n^{*+} , the mechanisms depicted in Scheme 2a,b for C_{12}^{*+} and C_{13}^{*+} , respectively, are suggested.

The activated collision complex, formed by the electrostatic interaction between C_n^{*+} and CRN, is converted into a covalently bonded adduct ion $C_{n+4}H_5N^{*+}$ (Scheme 2a,b) and stabilized by radiative emission. Although the initial point of attack of the radical cation C_n^{*+} may be the lone pair of the nitrogen atom of the nitrile group (see the reactions of C_n^{*+} with HCN^{4a} and acetonitrile²⁴), it is suggested that bonding of ACN and CRN occurs eventually by 1,4 addition to the α,β -unsaturated nitrile, followed by a H shift to generate bicyclic adduct ions a_g and a_u . These bicyclic adduct ions a_g and a_u may regenerate the original C_n^{*+} on CID or decompose by fragmentation of the other carbon ring by loss of C_3 fragments. However, because of the different distribution of bonds and π -electrons in even and odd numbered C_n^{*+} the structures of a_g and a_u typically are different. Only in the case of a_g (even numbered C_{12}^{*+} , Scheme 2a) does the addition occur across a triple bond of the cluster ion resulting eventually in a bicyclic pyridine structure. The loss of H from the methyl substituent of this aromatic $C_{n+4}H_5N^+$ ion creates an (aza)benzyl

SCHEME 2: Mechanism for the reactions of CRN with Carbon Cluster Ions (a) C_{12}^{*+} (Even Numbered C_n^{*+}) and (b) C_{13}^{*+} (Odd Numbered C_n^{*+}) and (c) Mechanism for the Formation of Product Ion $C_{13}H_4^+$ during Reaction of C_{10}^{*+} and CRN



carbenium ion. Benzyl cations react readily with alkenes. Thus, this mechanism and the structure of the $C_{n+4}H_4N^+$ ions afford a rationale for the secondary reactions of $C_{n+4}H_4N^+$ with CRN. It is evident that an analogous loss of H and subsequent secondary reactions are not possible for adduct ions generated by a 1,4 additions of ACN to C_n^{*+} . In view of the ubiquitous generation of $C_3H_3^+$ ions in the mass spectra of aromatic and heteroaromatic precursors, the generation of this ion by CID of $C_{n+4}H_4N^+$ ions containing the azabenzyl moiety is plausible.

In contrast to the addition of CRN to even numbered C_n^{*+} , the cycloaddition product a_u of odd numbered C_n^{*+} (Scheme 2b) cannot easily acquire a stable pyridine structure but forms a 2,3-dihydropyridine moiety. Hence, the driving force for the elimination of H from a methyl substituent at an aromatic ring

is missing. Instead, stabilization by IR emission and, alternatively, ring opening of the bicyclic adduct ion by cleavage of the central single bond to generate a larger monocyclic ion are likely. This macrocyclic ion is not expected to be reactive toward CRN any more.

Conclusion

The results of this study of the formation of carbon cluster ions C_n^{*+} ($n = 10-20$) by electron impact induced dehalogenation of certain polycyclic perchloroarenes and their reaction with CRN again give no indication of a formation of isomeric clusters C_n^{*+} with different reactivities. Thus, it is proposed that the C_n^{*+} are generated by this method in their most stable monocyclic

structures in spite of the polycyclic carbon skeleton of the precursors. Indeed, the AM1 analysis of the fragmentation of the octachloronaphthalene radical cation by successive Cl eliminations shows that a formation of monocyclic fragment ions by a retro-Bergman cyclization is energetically favored. Similar processes can be used to explain the formation of other large monocyclic C_n^{*+} from other polycyclic perchloroarenes.

The ion/molecule reactions of C_n^{*+} with CRN studied by FT-ICR spectrometry exhibit new details of the reactivity of medium sized and ionized carbon clusters. (i) Generally, the rate constants are distinctly larger than those for the reactions with ACN or other nitriles. (ii) Similar to the reactions with ACN the reaction efficiencies depend inversely on the thermodynamic stability of the C_n^{*+} . Thus, a particularly high reactivity is observed for the probably anti-aromatic cluster ions C_{13}^{*+} and C_{17}^{*+} . (iii) No reactions could be detected for C_n^{*+} with $n = 14-16, 18,$ and 20 ; the other C_n^{*+} yield adduct ions $C_{n+4}H_5N^{*+}$ by radiative stabilization. On CID the adduct ions either regenerate C_n^{*+} ($n = 11, 13$) or eliminate C_3 ($n = 17$). (iv) Only even numbered C_n^{*+} yield product ions by loss of H from the adduct $C_{n+4}H_5N^{*+}$. The $C_{n+4}H_4N^+$ ions formed react again with CRN.

With respect to reactivity and the type of reaction products, the C_n^{*+} exhibit a rather individual behavior, obviously depending both on thermodynamic stability and on other particulars of the cluster structure. This dependence of reactivity can be perceived by assuming adduct ion formation by a 1,4 cycloaddition of α,β -unsaturated nitriles to monocyclic C_n^{*+} (Scheme 2). By this reaction model the increased reactivity toward CRN (compared to ACN) arises mainly from the lower IE of CRN, reducing the IE gap between the C_n and the unsaturated nitrile. Most important, however, for understanding the interesting alternation of reaction products of odd and even numbered C_n^{*+} are the different bond arrangements in these carbon clusters. The most stable structure of even numbered monocyclic C_n^{*+} corresponds to a polyalkyne with alternating single and triple bonds while odd numbered C_n^{*+} are monocyclic cumulenes. Only the 1,4 cycloaddition of CRN across a triple bond results eventually in an ionized bicyclic pyridine derivative which may lose a H atom from the methyl substituent to generate a reactive azabenzyl cation. According to this picture of the ion/molecule reactions of C_n^{*+} with the unsaturated nitriles ACN and CRN, the medium sized carbon clusters can be visualized as reactive organic molecules. It is of interest to test this postulate by studying the reaction of the ionized carbon clusters with other unsaturated substrates, and in a following paper we will discuss the results of the reaction with isomeric chloropropenes to further illustrate this point.

Acknowledgment. This research was supported by a grant from GIF, the German-Israeli Foundation for Scientific Research and Development. H.-F.G. wishes to thank the Deutsche Forschungsgemeinschaft for the gift of the FT-ICR mass spectrometer used for this research.

References and Notes

- (1) For reviews see: (a) Weltner, W., Jr.; van Zee, R. *J. Chem. Rev.* **1989**, *89*, 1713. (b) Schwarz, H. *Angew. Chem.* **1991**, *104*, 301; *Angew. Chem. Int. Ed. Engl.* **1991**, *31*, 183. (c) Several articles in: *Acc. Chem. Res.* **1992**, *25*, No. 3.
- (2) (a) McElvany, S. W. *J. Chem. Phys.* **1988**, *89*, 2063. (b) McElvany, S. W.; Dunlap, B. I.; O'Keefe, A. *J. Chem. Phys.* **1987**, *86*, 715.
- (3) Bohme, D. K.; Wlodek, S.; Williams, L.; Forte, L.; Fox, A. *J. Chem. Phys.* **1987**, *87*, 6934.
- (4) (a) Parent, D. C.; McElvany, S. W. *J. Am. Chem. Soc.* **1989**, *111*, 2393. (b) Parent, D. S.; McElvany, S. W. *Z. Phys. D: At., Mol., Clusters* **1989**, *12*, 567.
- (5) Dunbar, R. C.; Pozniak, B. Presented at the 2nd European Workshop on FT-ICR Spectrometry, Antwerp, Belgium, September 7-9, 1993.
- (6) (a) Zimmerman, J. A.; Creasy, W. R. *J. Chem. Phys.* **1992**, *96*, 1942. (b) Zimmerman, J. A.; Creasy, W. R. *J. Chem. Phys.* **1991**, *95*, 3267.
- (7) (a) van Zee, R. J.; Ferante, R. F.; Zeringue, K. J.; Weltner, W., Jr. *J. Chem. Phys.* **1988**, *88*, 3465. (b) Raghavachari, K.; Binkley, J. S. *J. Chem. Phys.* **1987**, *87*, 2191. (c) Parasuk, V.; Almlöf, J.; Feyereisen, M. W. *J. Am. Chem. Soc.* **1991**, *113*, 1049. (d) Bernholz, J.; Phillips, J. C. *Phys. Rev. B* **1986**, *12*, 7395.
- (8) (a) von Helden, G.; Hus, M.-T.; Kemper, P. R.; Bowers, M. T. *J. Chem. Phys.* **1991**, *95*, 3835. (b) von Helden, G.; Gotts, N. G.; Bowers, M. T. *J. Am. Chem. Soc.* **1993**, *115*, 4363.
- (9) Sun, J.; Grützmaier, H.-Fr.; Lifshitz, C. *J. Am. Chem. Soc.* **1993**, *115*, 8382.
- (10) Bach, S. B. H.; Eyler, J. R. *J. Chem. Phys.* **1990**, *92*, 358.
- (11) Kofel, P.; Allemann, M.; Kellerhals, Hp.; Wanczek, K. P. *Int. J. Mass Spectrom. Ion Processes* **1985**, *65*, 97.
- (12) Allemann, M.; Kellerhals, Hp.; Wanczek, K. P. *Int. J. Mass Spectrom. Ion Phys.* **1993**, *46*, 139.
- (13) Sun, J.; Grützmaier, H.-Fr.; Lifshitz, C. To be published.
- (14) Dewar, M. J. S.; Zöbisch, E. G.; Healy, E. F.; Stewart, J. J. P. *J. Am. Chem. Soc.* **1985**, *107*, 3902.
- (15) Bergman, R. G. *Acc. Chem. Res.* **1973**, *6*, 25.
- (16) Lifshitz, C.; Sandler, P.; Grützmaier, H.-Fr.; Sun, J.; Schwarz, H.; Weiske, T. *J. Phys. Chem.* **1993**, *97*, 6592.
- (17) Sowa, M. B.; Hitz, P. A.; Anderson, S. L. *J. Chem. Phys.* **1991**, *95*, 4719.
- (18) (a) Anicich, V. G.; Sen, A. D.; Huntress, W. T., Jr.; McEwan, M. *J. J. Chem. Phys.* **1991**, *94*, 4189. (b) Herbst, E. *Astrophys. J.* **1985**, *291*, 226.
- (19) (a) Dunbar, R. C. *J. Phys. Chem.* **1987**, *91*, 2801. (b) Dunbar, R. C. *J. Chem. Phys.* **1989**, *91*, 6080.
- (20) Dunbar, R. C.; Chen, J. H.; So, H. Y.; Asamoto, B. *J. Chem. Phys.* **1987**, *86*, 2081.
- (21) Lias, S. G.; Bartmess, J. E.; Liebman, J. F. *J. Phys. Chem. Ref. Data* **1988**, Suppl. No. 1, 6174.
- (22) Shaik, S. S.; Pross, A. *J. Am. Chem. Soc.* **1989**, *111*, 4306.
- (23) (a) Thölmann, D.; Grützmaier, H.-Fr.; *J. Am. Chem. Soc.* **1991**, *113*, 3281. (b) Thölmann, D.; Grützmaier, H.-Fr. *Int. J. Mass Spectrom. Ion Processes* **1992**, *117*, 415.
- (24) Sun, J.; Grützmaier, H.-Fr.; Lifshitz, C. To be published.
- (25) (a) Pitzer, K. S.; Clementi, E. *J. Am. Chem. Soc.* **1959**, *81*, 4477. (b) Hoffmann, R. *Tetrahedron* **1966**, *22*, 521. (c) Strickler, S. J.; Pitzer, K. S. In *Molecular Orbitals in Chemistry, Physics, and Biology*; Lowdin, P., Pullman, B., Eds.; Academic Press: New York, 1964 (see also references cited therein).
- (26) Feyereisen, M.; Gutowski, M.; Simons, J. *J. Chem. Phys.* **1992**, *96*, 2926.
- (27) Diedrich, F.; Rubin, Y.; Knobler, C. B.; Whetten, R. L.; Schriver, K. E.; Houk, K. N. *Science* **1989**, *245*, 1088.
- (28) Parasuk, V.; Almlöf, J. *J. Chem. Phys. Lett.* **1991**, *184*, 187.
- (29) (a) Petrie, S.; Javahery, G.; Wang, J.; Bohme, D. K. *J. Am. Chem. Soc.* **1992**, *114*, 9177. (b) Petrie, S.; Javahery, G.; Bohme, D. K. *J. Am. Chem. Soc.* **1993**, *115*, 1445.