

Do Religious Styles and Schemata Change over Time: Results with the Religious Schema Scale

Heinz Streib
Constantin Klein

The research on which these results are based has been funded by:

- The German Research Foundation (DFG) and
- The John Templeton Foundation (JTF), Grant # 52249

The Religious Schema Scale: *ttt*

ttt

*(truth of texts
and
teachings)*

1. What the texts and stories of my religion tell me is absolutely true and must not be changed.
2. When people want to know how the world came to be, they need to hear a creation story.
3. When I have to make a decision, I take care that my plans are acceptable by my religious teachings.
4. The stories and teachings of my religion give meaning to the experiences of my life and reveal the unchangeable truth about God or the Divine.
5. The teachings of my religion offer answers to any question in my life, if I am ready to listen.

The Religious Schema Scale: *ftr*

ftr

(*fairness,
tolerance,
rational
choice*)

6. When I make a decision, I look at all sides of the issue and come up with the best decision possible.
7. Although every person deserves respect and fairness, arguments need to be voiced rationally.
8. We should resolve differences in how people appear to each other through fair and just discussion.
9. Regardless of how people appear to each other, we are all human.
10. It is important to understand others through a sympathetic understanding of their culture and religion.

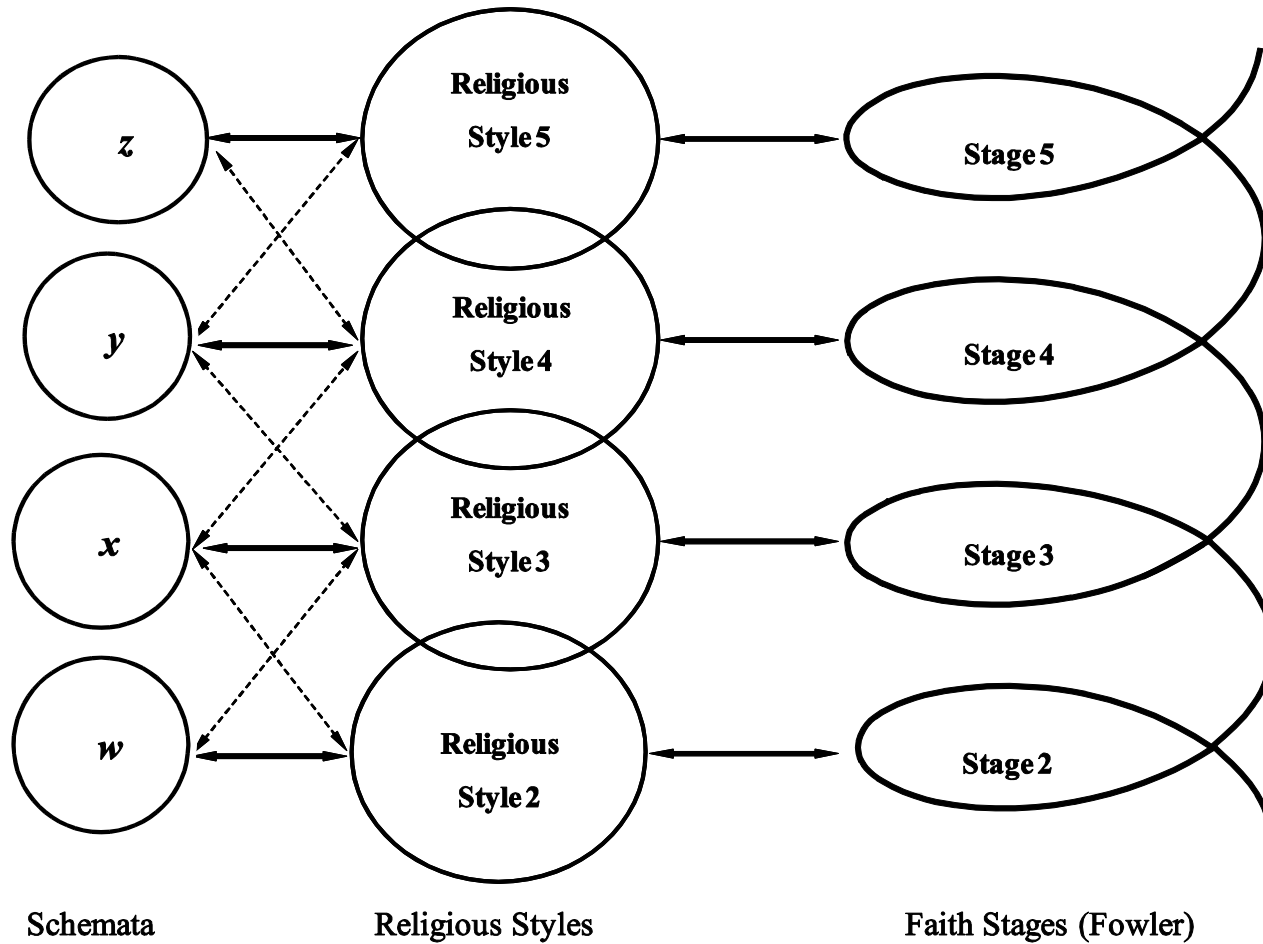
The Religious Schema Scale: *xenos*

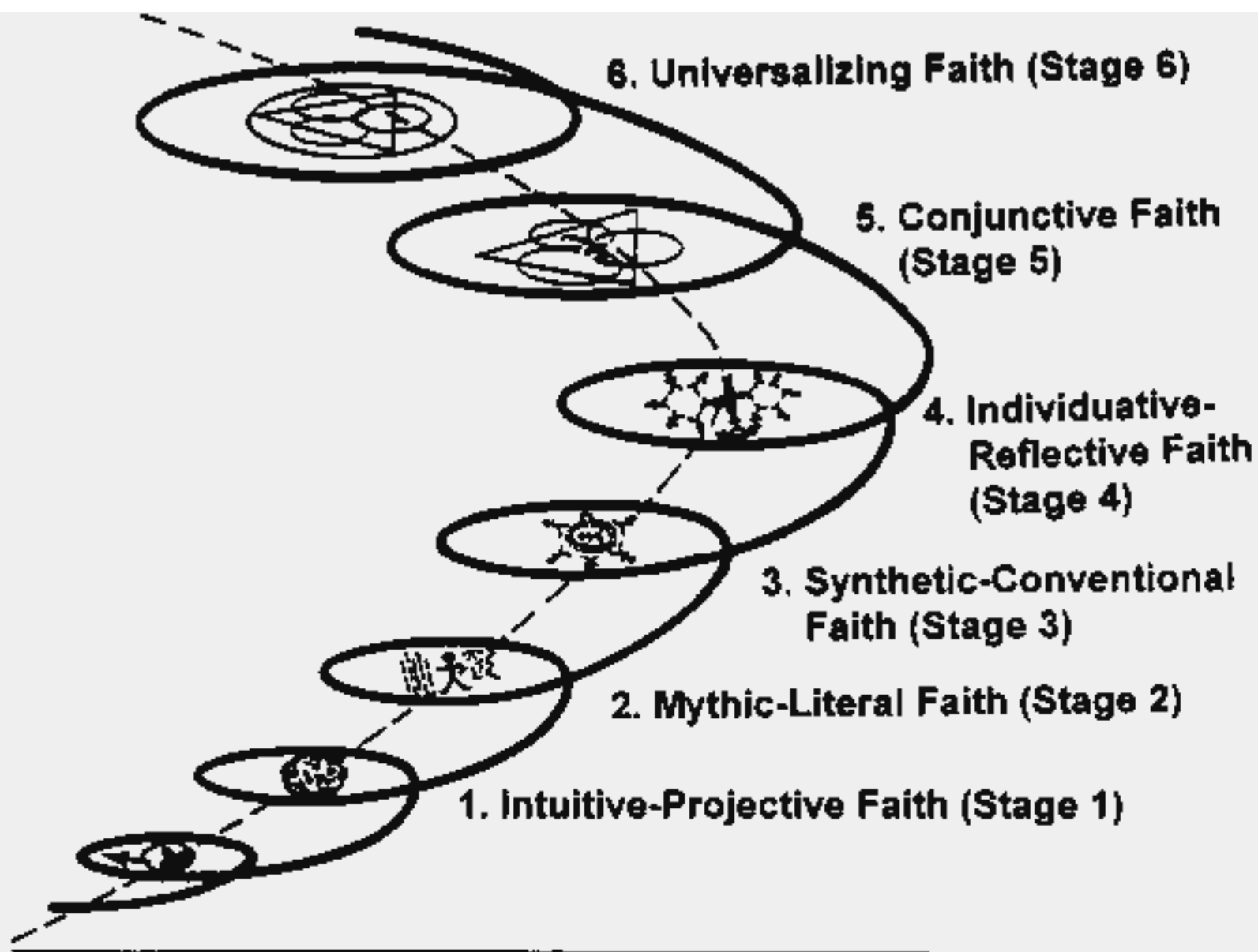
xenos

(*xenosophia*,
inter-
religious
dialog)

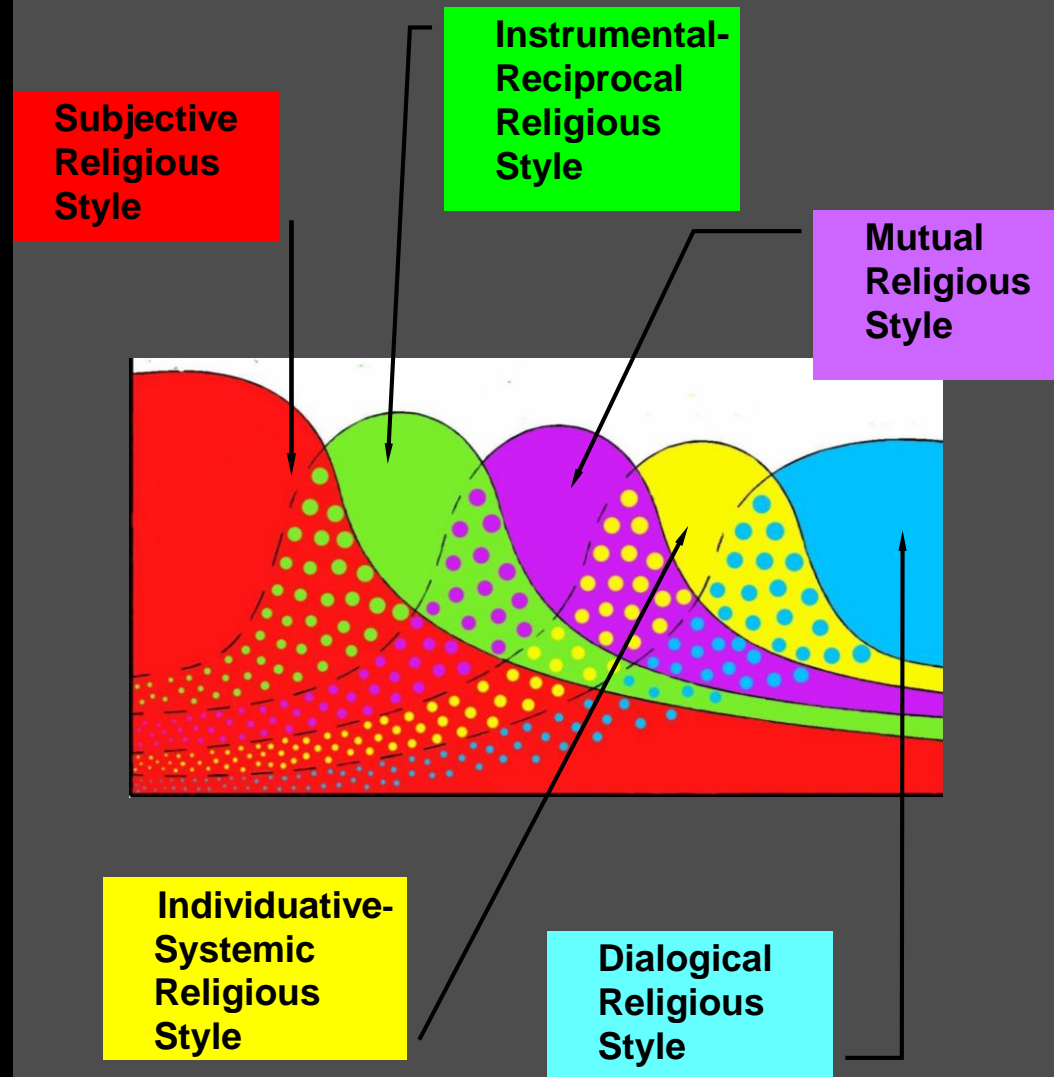
-
11. We can learn from each other what ultimate truth each religion contains.
 12. We need to look beyond the denominational and religious differences to find the ultimate reality.
 13. When I make a decision, I am open to contradicting proposals from diverse sources and philosophical standpoints.
 14. Religious stories and representations from any religion unite me with the ultimate universe.
 15. The truth I see in other world views leads me to re-examine my current views.
-

Relation of Religious Schemata, Religious Styles and Faith Stages



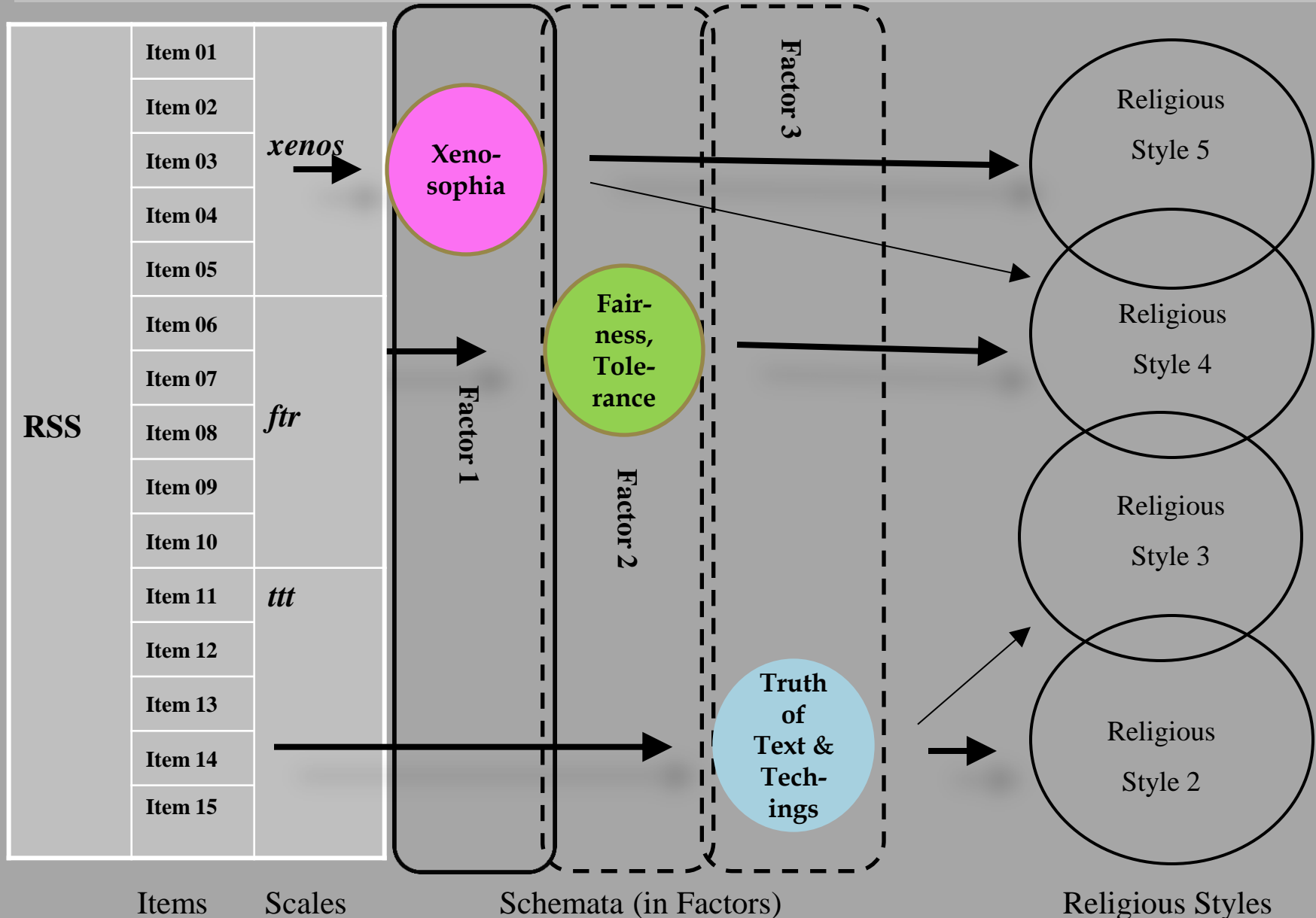


Religious Styles

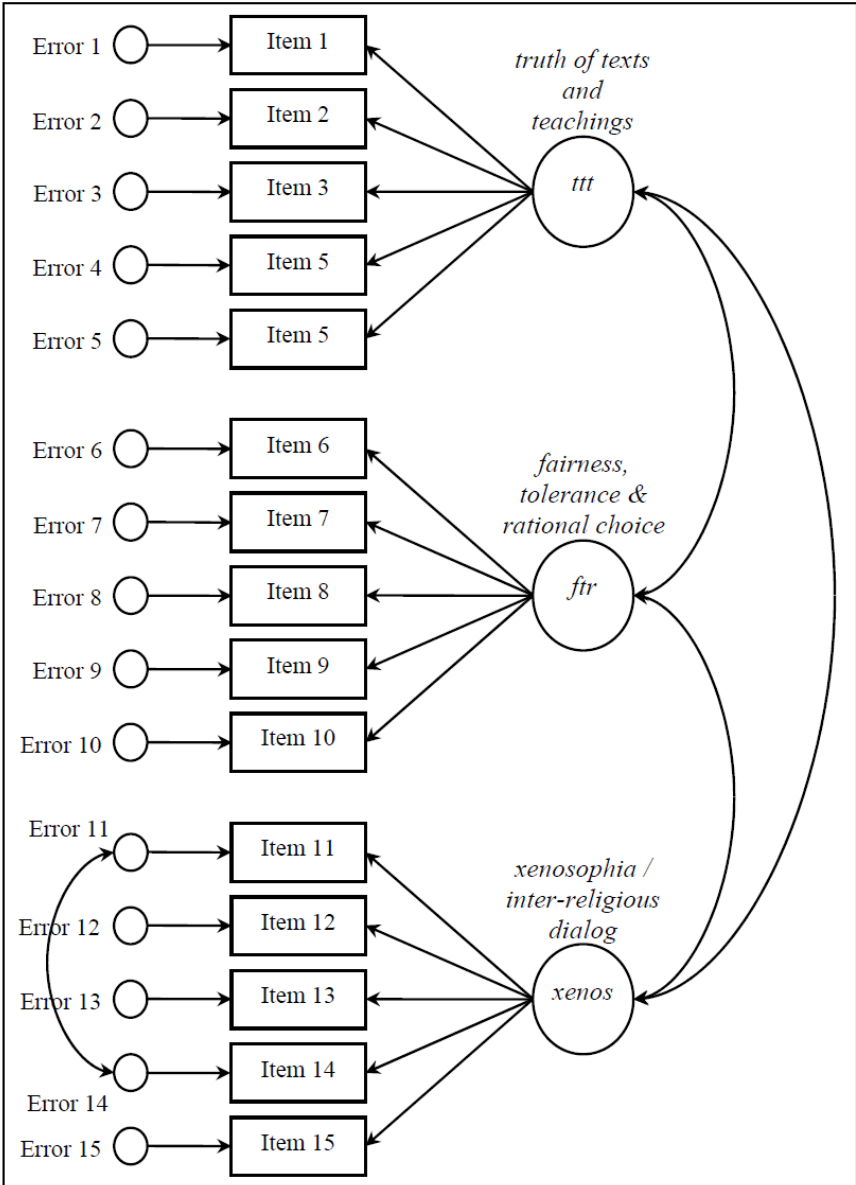


Model published in: *Streib, H. (2001). Faith Development Theory Revisited: The Religious Styles Perspective. International Journal for the Psychology of Religion, 11, 143-158, <http://repositories.ub.uni-bielefeld.de/biprints/volltexte/2009/1659>,*

Religious Styles, Religious Schemata and RSS Subscales - Their Relation and Factor Structure



CFA Model for the Religious Schema Scale (RSS)



Mean Differences of the Three Religious Schemata (RSS) in the Faith Stages

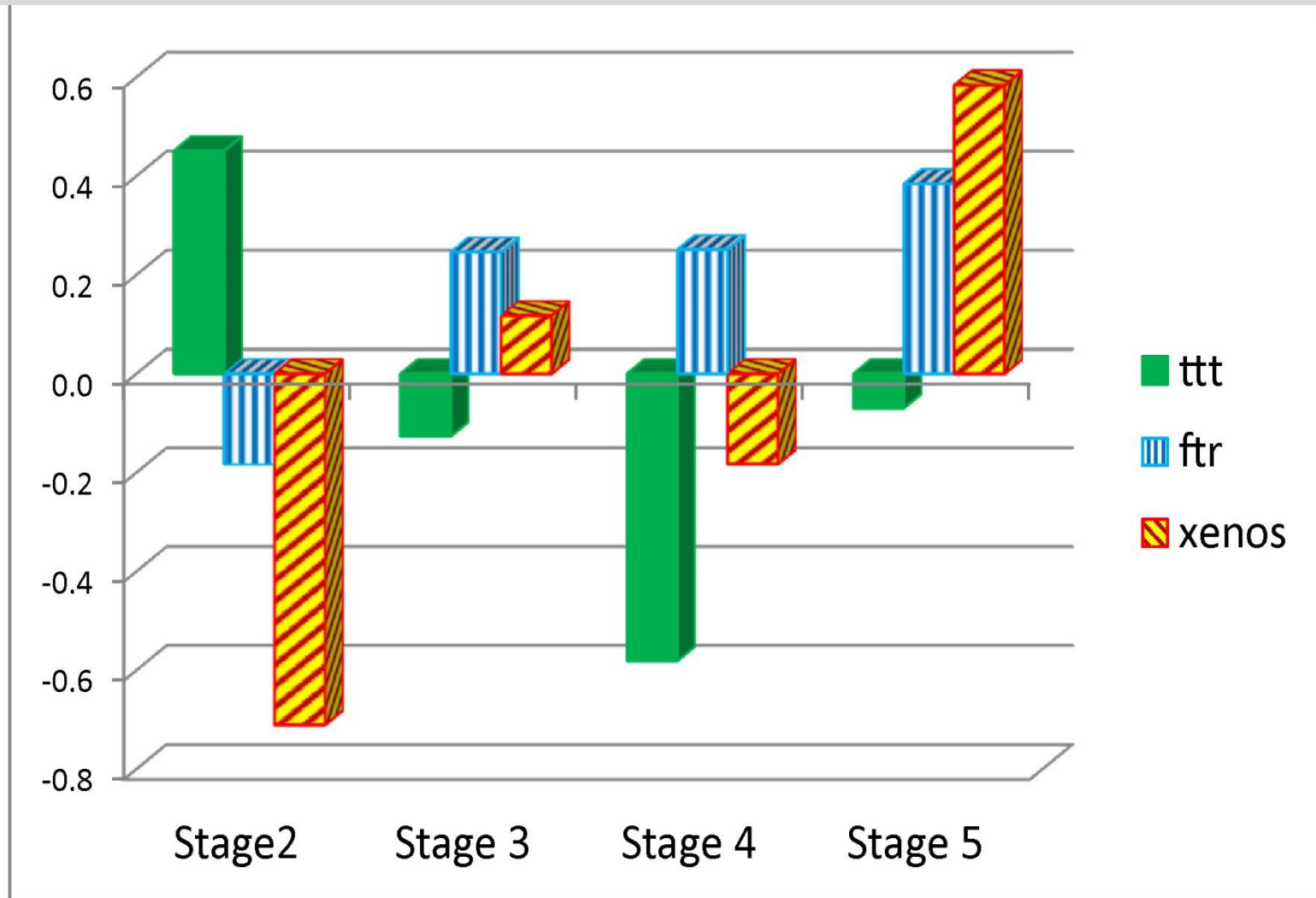


Figure is based on the calculation of z-standardized means for the three RSS subscales in Spirituality Data.

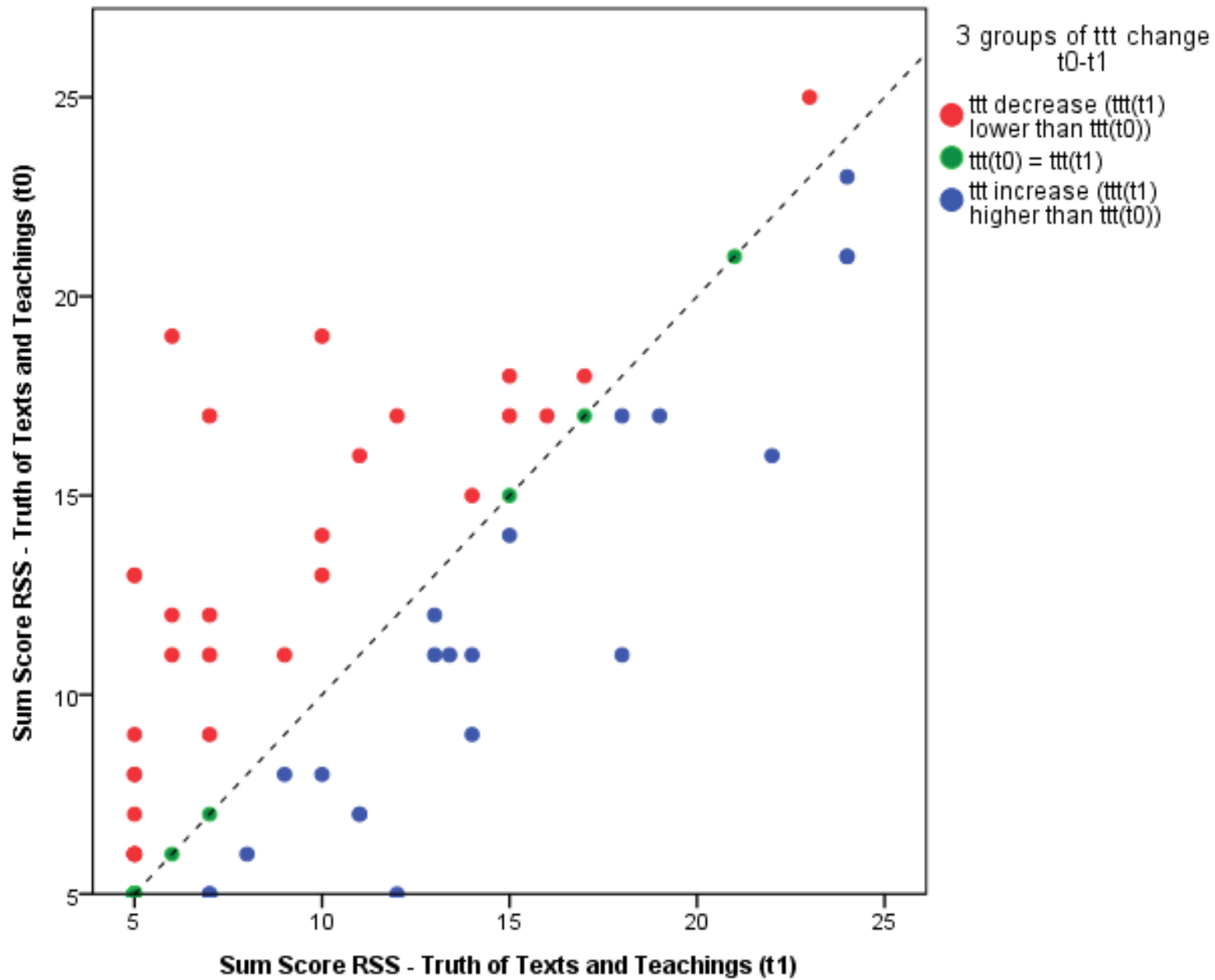
Interviews from Various Projects are Available for Longitudinal Study

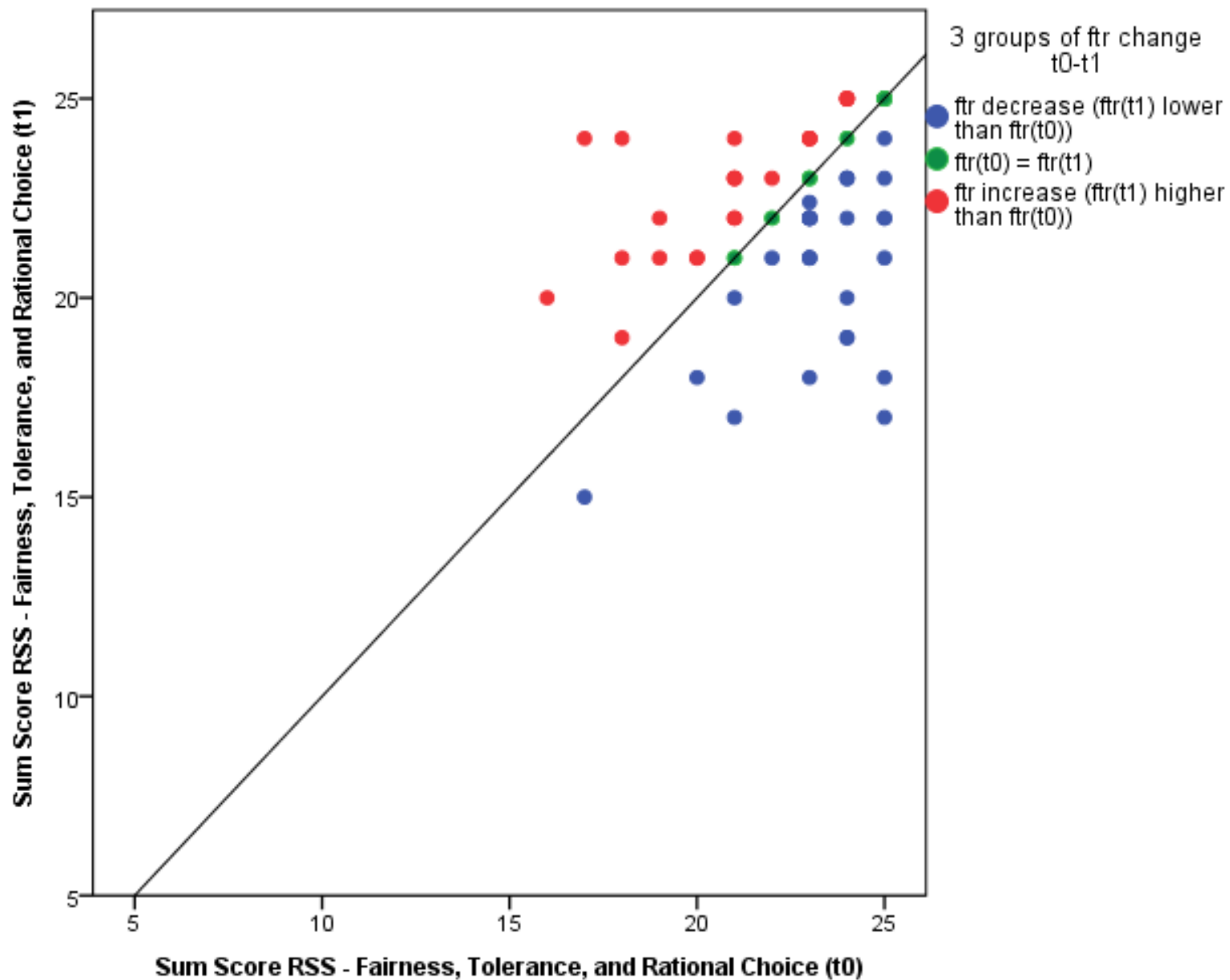
	Date	Project	N of FDIs Germany	Age (Mean age)	N of FDIs USA / (Turkey)	Age (Mean age)
Potential Fe-Interviewees	2003-2004	Cross-cultural Study on Deconversion in the USA and Germany (DFG, STR/5-3)	151	17-88 (40.9)	126	16-79 (31.5)
	2005-2007	Religious Development and Socialization of Muslim Adolescents in Germany and Turkey (Dissertation Aygün)	29	15-25	(41) (Turkey)	15-25
	2008-2011	Religious Development in Turkish-Immigrant Families in Germany (Dissertation Özisik)	76	16-78 (45,2)	-	
	2010-2011	Semantics of "Spirituality" in the U.S.A. and in Germany (DFG, STR/15-1)	48	20-76	52	18-75
			Total:	305		219
First-time FDI	2015	Xenophobia and Xenosophia in and between the Abrahamic Religions (DFG, STR/17-1)	27	Adult lifespan	-	
	2015 -2016	First-time FDI with respondents in Spirituality Project who left email (but were not contacted so far)	ca. 150 (out of 450)	Adult lifespan	ca. 150 (out of 500)	Adult lifespan

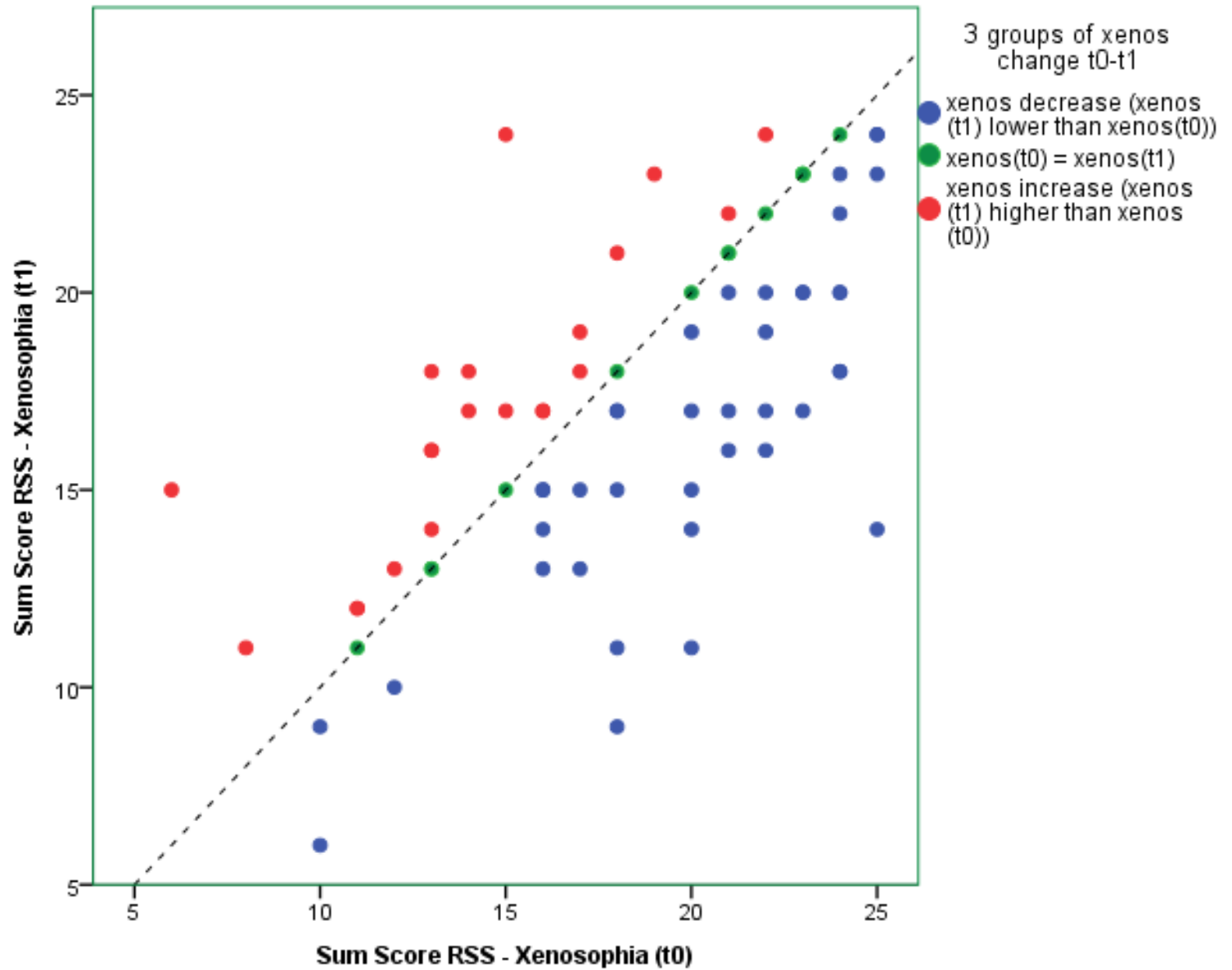
Changes in Self-rated „Religion“ and „Spirituality“

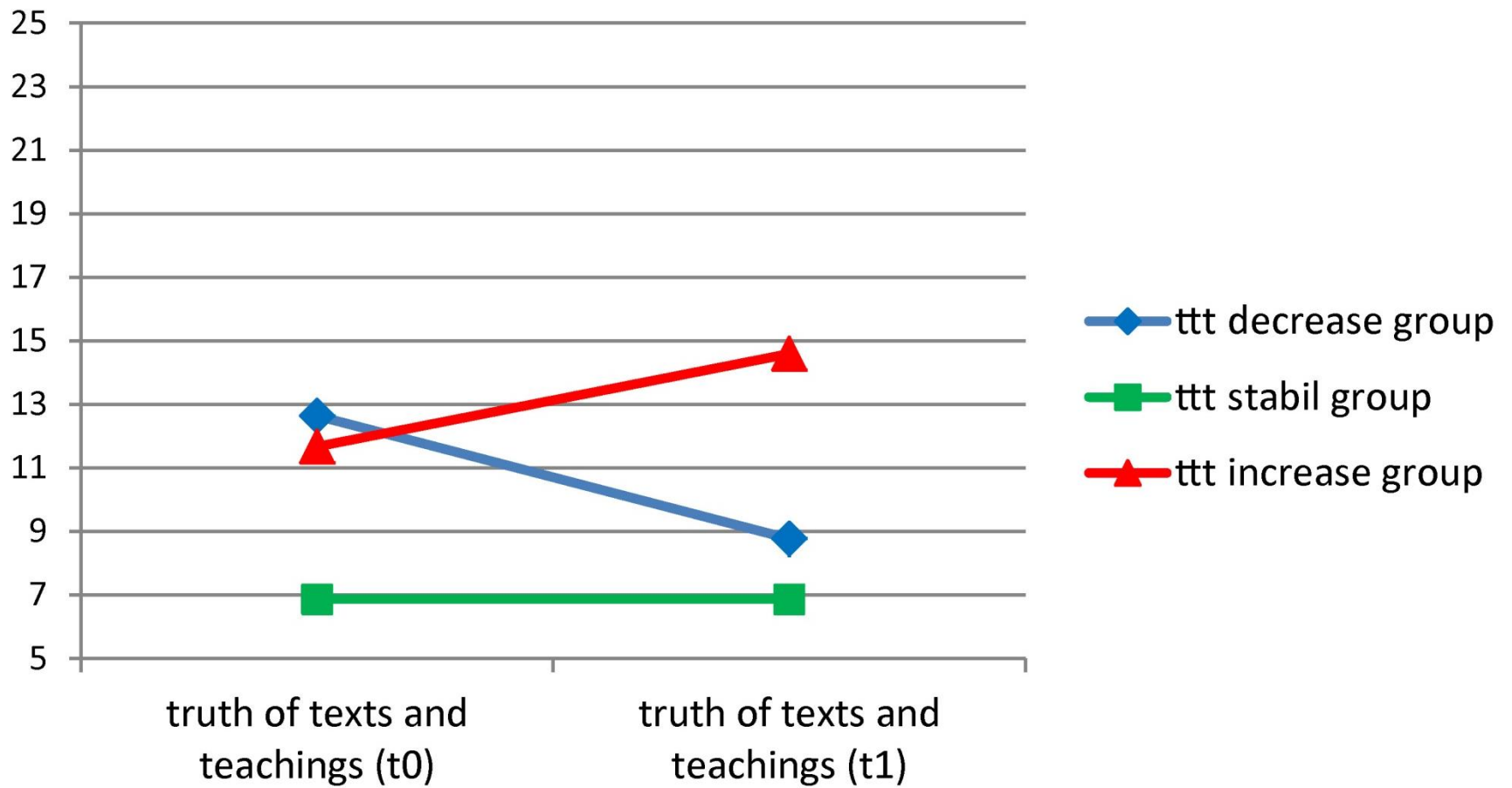
**Self-rated "spirituality" (s_spir_t1 - s_spir_t0) ^ Self-rated religiosity (s_rel_t1 - s_rel_t0)
Crosstabulation**

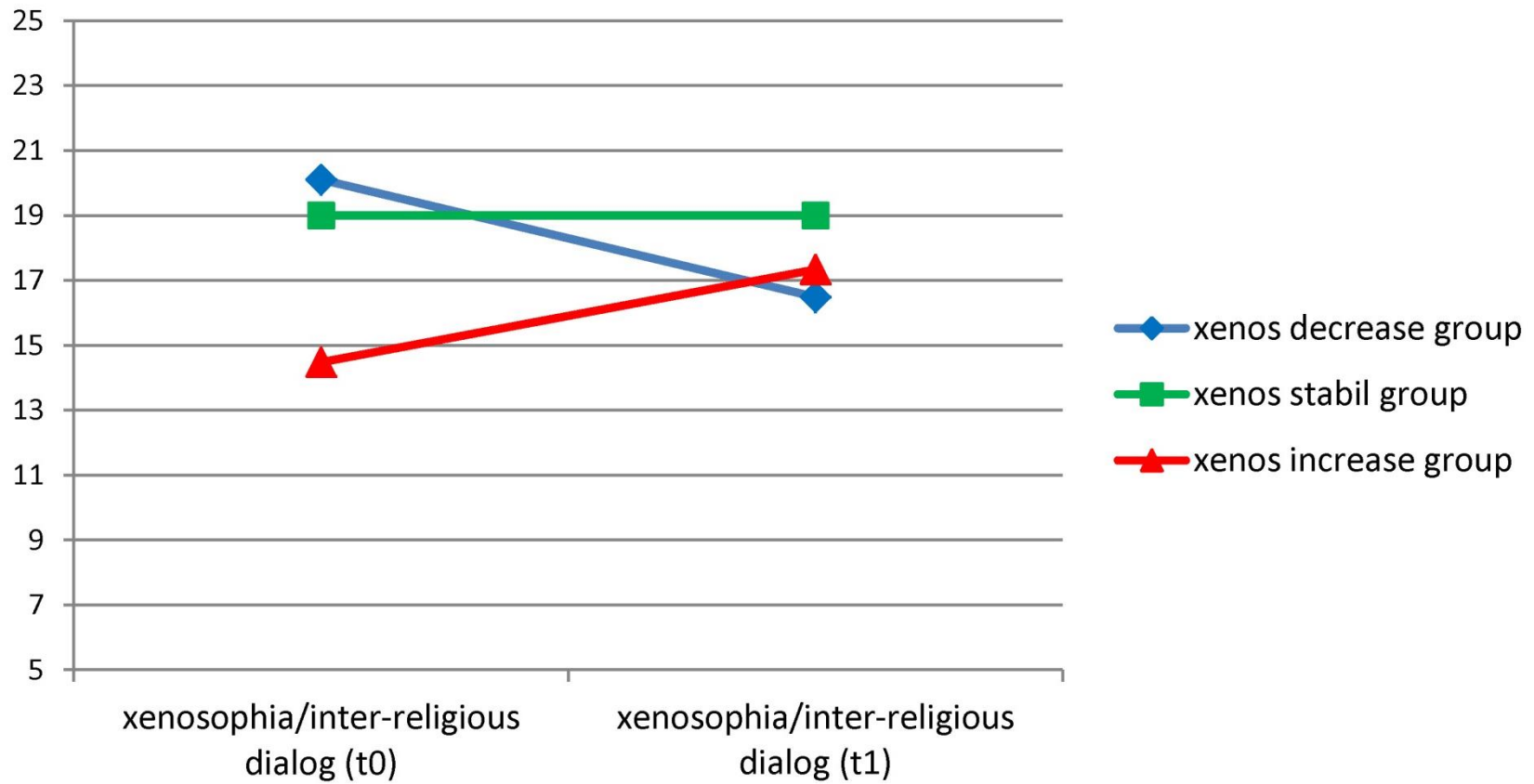
% of Total		Self-rated religiosity (s_rel_t1 - s_rel_t0)							Total	
		-3,00	-2,00	-1,00	,00	1,00	2,00	3,00		4,00
Self-rated "spirituality" (s_spir_t1 - s_spir_t0)	-4,00	1,4%								1,4%
	-3,00			1,4%	4,1%					5,5%
	-2,00			1,4%	2,7%					4,1%
	-1,00		2,7%	4,1%	16,4%	2,7%				26,0%
	,00		2,7%	6,8%	35,6%	2,7%	4,1%	1,4%	1,4%	54,8%
	1,00			2,7%	5,5%					8,2%
Total		1,4%	5,5%	16,4%	64,4%	5,5%	4,1%	1,4%	1,4%	100,0%











Correlations between Changes in Religious Schemata and Self-rated “Religion” and “Spirituality”

	Change in self-rated "religion" (s_rel_t1 - s_rel_t0)	Change in self-rated "spirituality" (s_spir_t1 - s_spir_t0)
Change in <i>ttr</i> (RSS_tttsum_t1 - RSS_tttsum_t0)	.408**	.180
Change in <i>ftr</i> (RSS_ftrsum_t1 - RSS_ftrsum_t0)	.094	.082
Change in <i>xenos</i> (RSS_xensum_t1 - RSS_xensum_t0)	.171	.344**

** Correlation is significant at the .01 level (2-tailed)

Correlations between Changes in RSS-Subscales and Changes in Self-rated “Religion” and “Spirituality,” in Mysticism , Openness to Experience, and Personal Growth

	Change in self-rated "religion" (s_rel_t1 - s_rel_t0)	Change in self-rated "spirituality" (s_spir_t1 - s_spir_t0)	Change in mysticism (MScalesum_t1 - Mcalesum_t0)	Change in <i>openness to experience</i> (NEOFFlop_t1 - NEOFFlop_t0)	Change in <i>personal growth (Ryff-Scale)</i> (persgrsum_t1 - persgrsum_t0)
Change in <i>ttr</i> (RSS_tttsum_t1 - RSS_tttsum_t0)	.408**	.180	.193	-.250*	.183
Change in <i>ftr</i> (RSS_ftrsum_t1 - RSS_ftrsum_t0)	.094	.082	.277*	-.060	.251*
Change in <i>xenos</i> (RSS_xensum_t1 - RSS_xensum_t0)	.171	.344**	.424**	-.095	.321**

* Correlation is significant at the .05 level (2-tailed); ** Correlation is significant at the .01 level (2-tailed)

Regression Analyses with Changes in RSS-Subscales as Dependents to Estimate Effects of Changes in Self-rated “Religion” and “Spirituality,” in Mysticism , Openness to Experience, and Personal Growth

	Change in self-rated "religion" (s_rel_t1 - s_rel_t0)	Change in self-rated "spirituality" (s_spir_t1 - s_spir_t0)	Change in mysticism (MScalesum_t1 - MScalesum_t0)	Change in openness to experience (NEOFFlop_t1 - NEOFFlop_t0)	Change in personal growth (Ryff-Scale) (persgrsum_t1 - persgrsum_t0)	<i>R</i> ² _{adj.}
Change in <i>ttr</i> (RSS_tttsum_t1 - RSS_tttsum_t0)	.392***	.018	.160	-.335**	.177	.24
Change in <i>ptr</i> (RSS_ptrsum_t1 - RSS_ptrsum_t0)	.009	-.027	.250	-.142	.244	.05
Change in <i>xenos</i> (RSS_xensum_t1 - RSS_xensum_t0)	.027	.253*	.314**	-.203	.238*	.22

* Standardized Coefficient is significant at the .05 level; ** Standardized Coefficient is significant at the .01 level; *** Standardized Coefficient is significant at the .001 level; Regression analyses are controlled for age and gender.

ANOVA with Xenos Change Groups for Changes in Personal Growth and Self-rated "Religion" and "Spirituality"

